

2016

COMMUNITY HEALTH NEEDS ASSESSMENT



EXECUTIVE SUMMARY
Community Health Needs Assessment, 2016 Update

Purpose of the Community Health Needs Assessment

This 2016 Community Health Needs Assessment (CHNA) updates the CHNA completed in 2013 to meet the requirements of Section 9007 of the 2010 federal law, The Affordable Care Act (“ACA”). The ACA requires that any tax-exempt, IRS-designated 501(c) (3) hospital complete or update a publicly-available, comprehensive CHNA every three years in order to document the extent to which it understands the unique characteristics and needs of the local communities it serves, and responds to these needs by delivering meaningful and effective community benefit through clinical services and other programming.

Required Components

A CHNA report has five required components:

- 1) Definition of community served
- 2) A prioritized description of the significant health needs of the community
- 3) Transparency in the process and methods used to conduct the CHNA, including how it took into account input from the community served and prioritized community health needs
- 4) A description of the resources potentially available to address the identified significant prioritized community health needs
- 5) An evaluation of the impact of actions taken to address the significant health needs identified in the previous CHNA report (June 2013).

A CHNA report is considered complete when it is adopted by a governing body of the facility and made widely available to the public.

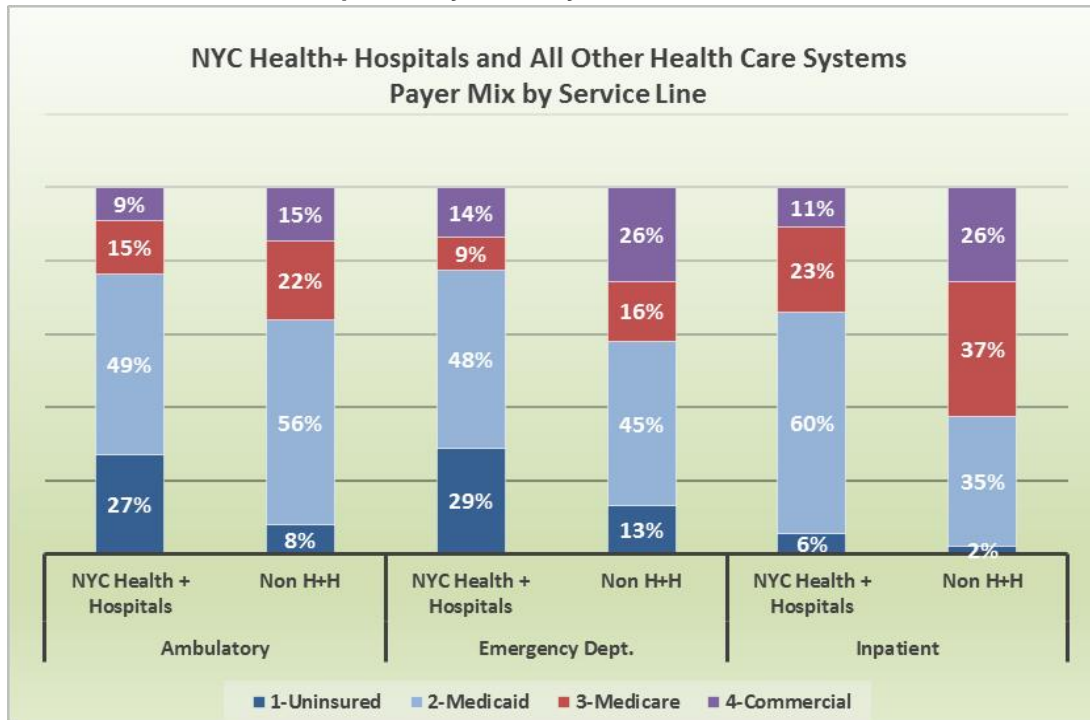
Community Served

NYC Health + Hospitals serve all New Yorkers in every neighborhood in New York City regardless of their ability to pay. Addressing disparity throughout New York City, NYC Health + Hospitals is *the* safety-net for the uninsured and underserved in New York City.

As a share of its total volume, NYC Health + Hospitals provides three times greater share of ambulatory care to the uninsured than other New York City hospitals (27% and 8%, respectively) and twice as many ED visits (29% and 13%, respectively). Medicaid

and uninsured patients together account for nearly twice as many hospital stays compared to other New York City hospitals (66% and 37%, respectively) (chart 1).

Chart 1: NYC Health + Hospitals Payer Mix by Service



Sources and notes: 2014 Hospital Institutional Cost Report, 2014 DTC Cost Report for HHC using internal data, and 2013 Health Center Cost Report for all other DTCs. Includes all NYC acute, general care hospitals and related wholly owned or controlled community health centers, including HHC DTCs. Discharges exclude normal newborns. ED visits include treat and release, and visits that result in admission. Clinic visits include comprehensive care and primary care visits only.

The service area of individual hospitals in the NYC Health + Hospitals System are identified in Appendix 1. A description of these communities, including demographic characteristics identifying vulnerable populations such as disabled and residency status; and health status such as chronic disease prevalence and the rate of potentially avoidable emergency health care use, is in Appendix 2.

Process and Methods

The process and methods was designed collaboratively by a work group of facility planning directors and other representatives.

The community served by each acute care facility is defined as the geographic area in which 75% of its ambulatory care patients reside. An initial list of over 40 health needs were identified based on a review of published literature and internal analyses that have been made publically available including the 2013 CHNA and the DSRIP Community Needs Assessment. Incorporating input from other facility representatives and pilot

tested with hospital users, this list was refined to 13 community health needs. Input from facility users (approximately 150 per facility were surveyed), Community Advisory Boards, facility leadership, and the prevalence of these health needs within the community were blended together to prioritize the health needs. The five highest priority community needs were considered *significant*.

Prioritized Significant Community Health Needs

All 13 identified community health needs were identified as important within the hospitals' communities according to community input. Those considered most significant and their priority order in accordance with regulatory requirements are indicated in blue in the table below. Hypertension/high blood pressure and diabetes are significant community health needs at all hospitals; obesity and heart disease are significant at the majority of hospitals (Chart 2).

Chart 2: Community Health Need by Hospital

	Bellevue	Carter	Coney Island	Elmhurst	Harlem	Jacobi	Kings County	Lincoln	Metro-politan	NCB	Queens	Woodhull
Hypertension/ High Blood Pressure	1	1 (tie)	4	2	1	1	2	1	2	2 (tie)	2	1
Diabetes	5	1 (tie)	1	1	2 (tie)	3	1	3	1	2 (tie)	1	3 (tie)
Obesity	2 (tie)	4 (tie)	6	4 (tie)	9	4	6	6	3	4	5	3 (tie)
Heart Disease, High Cholesterol, Stroke	2 (tie)	3	2 (tie)	4 (tie)	8	5 (tie)	4	4 (tie)	5	6	10 (tie)	5
Mental Illness	4	6 (tie)	8 (tie)	4 (tie)	6	5 (tie)	3	10 (tie)	9	5	3 (tie)	6
Alcohol and/or Drug Use	6	9	10	7	5	9	7 (tie)	2	7	9	6 (tie)	2
Asthma and Other Breathing Issues	8	6 (tie)	8 (tie)	12	2 (tie)	2	9	4 (tie)	4	1	13	7 (tie)
Cancer	7	10	2 (tie)	3	11	8	5	9	8	7	8 (tie)	11
Smoking	11	6 (tie)	5	8	4	7	12	7	12	8	3 (tie)	10
Violence	10	12 (tie)	11	9	10	10	10	8	6	10	6 (tie)	7 (tie)
HIV/AIDS, Hepatitis, STDs	9	11	13	10	7	11	7 (tie)	10 (tie)	10	11	12	7 (tie)
Dementia	12	4 (tie)	7	11	12 (tie)	12	13	12	11	12	10 (tie)	12 (tie)
Premature Births, Low Birth Weight	13	12 (tie)	12	13	12 (tie)	13	11	13	13	13	8 (tie)	12 (tie)

Comparison of 2013 and 2016 Significant Community Health Needs

Most of the significant community health needs identified in 2013 were again identified in 2016. In both 2013 and 2016, a large number of hospitals identified diabetes, hypertension/high blood pressure, heart disease, obesity, mental illness and asthma as a significant community health need.

HIV/AIDS and other infectious diseases were considered a significant community health need at five hospitals in 2013, but none considered it among their most significant in 2016. A decrease in importance is consistent with the continued progress in reducing HIV/AIDS diagnoses and deaths in NYC.

Other changes in health needs between 2013 and 2016 are partly attributable to changes in federal requirements regarding methodology (see Process and Methods).

Significant Community Health Needs Identified in 2016 and 2013

	Significant Community Health Needs	
	Number of Hospitals Identified in 2016	Number of Hospitals Identified in 2013
Diabetes	12	12
Hypertension / High Blood Pressure	12	10
Heart Disease, High Cholesterol, Stroke	9	10
Obesity	8	8
Mental illness	6	10
Asthma and other Breathing Issues	5	5
Alcohol and/or Drug Use	3	9
Cancer	3	6
Smoking	3	1
Dementia	1	1
HIV/AIDS, Hepatitis, STDs	0	5
Violence	0	2
Premature Births, Low Birth Weight	0	1

Resources Potentially Available

Appendix 4 is a listing of health and social service organizations available to members of low-income, medically underserved, and other minority populations in the neighborhoods included in the primary service area of NYC Health + Hospitals, by borough and sorted by neighborhood. These populations may experience health disparity or are at risk of not receiving medical care as a result of being uninsured or underinsured or due to geographic, language, financial, immigration status, or other barriers. Organization services provided are arranged accordingly into the following categories: Dental, Vision, Adult Day Health, Health center, Insurance enrollment, Home Health, Hospital, Nursing Home, Prescription Drug, Immigration Support, Mental Health-Inpatient, Mental Health-Ambulatory, Substance Use, Social Services, Financial Assistance, and Wellness/Prevention.

Evaluation of 2013 Implementation Plan

NYC Health + Hospitals evaluated each hospital's 2013 Implementation Plan and the impact of specific interventions that addressed identified health care needs (Appendix 3). Included in the evaluation is a list of the significant health needs identified in 2013, a description of the planned activities that addressed each of the health needs, an indication whether the planned activity was implemented, the target population and goal of the activity, and the impact or outcome of the activity.

2016 Implementation Strategy

The 2016 CHNA Implementation Strategy due in November 2016 will be designed to address the prioritized significant community health needs identified in the 2016 CHNA and must be adopted by the hospital's governing body.

PROCESS AND METHODS

Community Served

Each hospital's primary and secondary service area is defined as the zip codes that comprise the residence of 50%, 75% of its ambulatory patients, respectively.

Community Input

Community input was obtained using three different strategies:

1) Community Advisory Board

Community Advisory Boards (CAB) are the formal and direct links between each NYC Health + Hospitals facility and its patients and local advocates. The CAB members, consisting of residents, patients and community workers, represent the views of the community in the health care facility's decision making-process to ensure access to the best possible medical care in their communities. The CAB members provide vital insight on the development of facility plans and programs, as well as keep the community informed of NYC Health + Hospitals' goals and objectives. All hospitals in the NYC Health + Hospitals system have a CAB which meets on a regular basis.

The CHNA report and process was presented to each CAB individually. A survey was administered anonymously and confidentially to each CAB member which asked them to indicate the relative importance of each of the 13 identified community health needs in their community (see survey instrument in appendix 6). These responses were coded for inclusion in the prioritization matrix. CAB members were also asked to provide additional input beyond the survey question.

2) Facility Users

NYC Health + Hospitals engaged approximately 150 adult facility users from each hospital throughout the main facility and within community-based clinic sites. These individuals completed a survey anonymously and confidentially with questions focused on demographics, health insurance status, language preferences, health concerns, primary and preventive health care utilization, barriers in obtaining ambulatory care and reasons for use of emergency care. Respondents were also asked to indicate the relative importance of each of the 13 identified community health needs in their community. These responses were coded for inclusion in the prioritization matrix.

Surveys were self-administered or administered by facility staff. The surveys were translated into NYC Health + Hospitals' top 7 languages: Bengali, Chinese (simplified),

Haitian-Creole, French, Polish, Russian and Spanish. Participants received a two-trip Metrocard valued at \$5.50 for completing the survey (see survey instrument in Appendix 5).

3) Additional Community Engagement

NYC Health + Hospitals completed a community needs assessment in December 2014 as a requirement to participate in the Delivery System Reform Incentive Payment (DSRIP) program, a statewide initiative that focuses on improving health care delivery promoting community-level collaborations to ensure that Medicaid and uninsured populations receive culturally competent, highly integrated, well-coordinated, and easily accessible health services. As part of this needs assessment, the system collaborated with government agencies, numerous community organizations, engaged experts in the community and conducted focus groups with vulnerable populations. Key informant interviews were conducted with community experts having population-specific expertise, including particular immigrant groups, older adults, children and adolescents or expertise in specific issues, including supportive housing, care coordination, corrections, and homelessness (conducted as part of the NYC Health + Hospitals DSRIP Community Needs Assessment). Focus groups were conducted with community members recruited by community organizations which included targeted vulnerable groups such as older adults, local immigrant groups, LGBTQ and individuals with disabilities.

Additional Resources

4) Facility Leadership

Hospital leadership were engaged to support the initial identification of potential community health needs, and refine the list to 13 needs which were used in hospital user and CAB member surveys. In addition, a survey was administered to hospital leaders which asked them to indicate the relative importance of each of the 13 identified community health needs in their service area (see survey instrument in Appendix 6). Finally, hospital leaders were asked to review the list of significant health needs identified by the CHNA process.

5) Publically available community health, socio-demographic, economic data

The CHNA work group reviewed all publically available data and supplemented with review of public health literature prepared by New York City of Department of Health and Mental Hygiene (including Take Care New York 2020); New York State Department of Health (including NYS Prevention Agenda 2013-2018); federal agencies, Centers for

Disease Control and Prevention and Healthy People 2020. Sources of Data and Brief Description include:

- American Academy of Family Physicians UDS Mapper
 - UDS Mapper provides ZIP code-level age-adjusted mortality estimates and prevalence estimates on health care access and chronic condition. Can be accessed at: <http://www.udsmapper.org/>.
- Emory University Rollins School of Public Health AIDS Vu
 - AIDS Vu provides ZIP code-level incidence and prevalence data on HIV/AIDS as of 2012. Can be accessed at: <http://aidsvu.org/>.
- New York State Department of Health Cancer Registry
 - The NYS Cancer Registry provides ZIP code-level age-adjusted estimates on incidence of the top malignant cancers (colorectal, female breast, lung and bronchus and prostate) as of 2008-2012. Can be accessed at: <https://www.health.ny.gov/statistics/cancer/registry/zipcode/index.htm>.
- New York State Department of Health DSRIP Performance data
 - The New York State Department of Health provides key statistics on the health care utilization and health status of Medicaid beneficiaries in calendar year 2012. Can be accessed at: https://www.health.ny.gov/health_care/medicaid/redesign/dsrip/performance_data/.
- New York State Department of Health Vital Statistics
 - NYS Vital Statistics provides ZIP-code level key perinatal statistics including access to prenatal care and birth outcomes as of 2011-2013. Can be accessed at: <http://www.health.ny.gov/statistics/chac/perinatal/county/2011-2013/>.
- New York Department of Health and Mental Hygiene (DOHMH) Community Health Survey (CHS)
 - CHS is a telephone survey conducted annually by DOHMH and provides data on the health of New Yorkers, including prevalence estimates on a broad range of chronic condition, health care utilization and other behavioral risk factors. 2010 through 2014 data are used in this report. Can be accessed at: <https://a816-healthpsi.nyc.gov/epiquery/CHS/CHSXIndex.html>.
- New York Department of Health and Mental Hygiene Vital Statistics
 - DOHMH vital statistics data provides 2013 age-adjusted mortality data by cause and by neighborhood. Can be accessed at <https://a816-healthpsi.nyc.gov/epiquery/VS/index.html>.
- United States Census American Community Survey (ACS) 5-year estimates

- ACS provides ZIP code-level demographic, economic, social and housing data as of 2008-2012, and 2010-2014. Can be accessed at: <http://factfinder.census.gov/faces/nav/jsf/pages/index.xhtml>.

Process and Criteria to Identify Health Needs

A work group composed of central office corporate planning staff, facility planning directors and other facility representatives from all hospitals in the NYC Health + Hospitals system was formed in April 2015 and met monthly to coordinate and conduct the CHNA process. To identify community health needs, the work group reviewed documentation from city, state and federal public health resources, including but not limited to Take Care New York 2020, New York State Prevention Agenda 2013-2018 and Healthy People 2020. The work group also reviewed facility 2013 CHNA and NYC Health + Hospitals DSRIP Community Needs Assessment reports. From this literature review, a list of over 40 potential community health needs were identified. To refine the list, the work group solicited input from other facility representatives and pilot tested the list with hospital users using a survey. The result of this process identified 13 community health needs as indicated below (note: this is not in priority order):

1. Heart disease, high cholesterol, stroke
2. Cancer
3. Diabetes
4. Asthma and other breathing issues
5. Hypertension/ high blood pressure
6. Violence
7. Mental illness and psychiatric disorders
8. Dementia including Alzheimer's
9. Obesity
10. Premature births, low birth weight
11. HIV, Hepatitis, STDs
12. Alcohol and/or drug use
13. Smoking

Prioritization of Community Health Needs

Hospitals developed their facility specific community health needs prioritization by ranking the community needs as determined by facility users, CAB members, hospital leaders, and the prevalence of the conditions within their respective communities – independently - to create an overall blended rank score of each community health need.

Facility users, CAB members, and hospital leaders completed a survey which asked them to rate each of the community health needs using the criteria: “Very Serious” = 3; “Somewhat Serious” = 2; “Not Serious” = 1. The option, “Don’t Know/Not Applicable” was also provided and were excluded for that health need score.

Condition prevalence within the hospital service area was also a considered in prioritizing the community health needs. A ‘z’ score, which represents the distance/variance between the raw score (service area average) and the population mean (citywide average) in units of the standard deviation was calculated for each condition prevalence. A positive number suggests that service area experiences more prevalence in the area than the rest of the city, while a negative number suggest that there is less prevalence in the area relative to other NYC neighborhoods.

Each of the community health needs were assigned a rank from 1 to 13 by each of the three groups – hospital users, CAB members, and hospital leaders – based on their survey results. Community health needs were also assigned a rank from 1 to 13 based on their prevalence, using ‘z’ scores. Finally, each of the four ranks (Users, CAB members, hospital leaders, and prevalence) were added together and health issues were re-ranked based on their overall score.

Community health needs that were considered *significant* were ranked among the top five of identified needs. The final list, including the identified significant community health needs, were reviewed by hospital leadership.

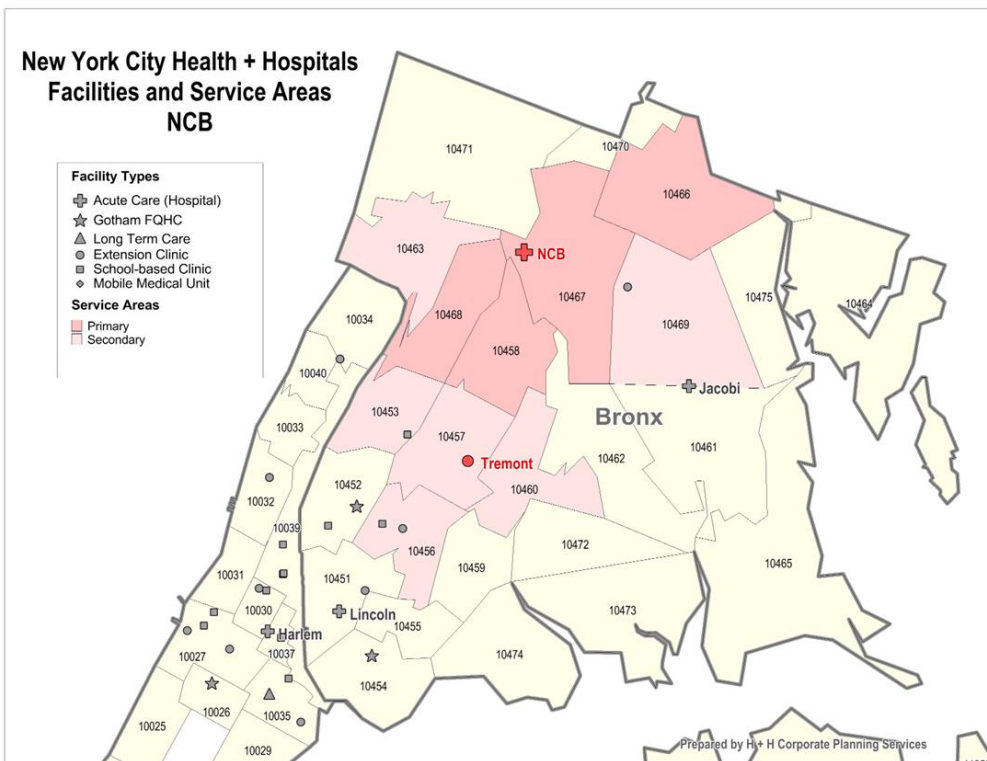
APPROVAL

The Community Health Needs Assessment, 2016 Update, was adopted by the Board of Directors of NYC Health + Hospitals on June 30, 2016.

Written comments may be submitted via email to: chna@nychhc.org

Appendix 1: Description of NYC Health + Hospitals / North Central Bronx and Community Served

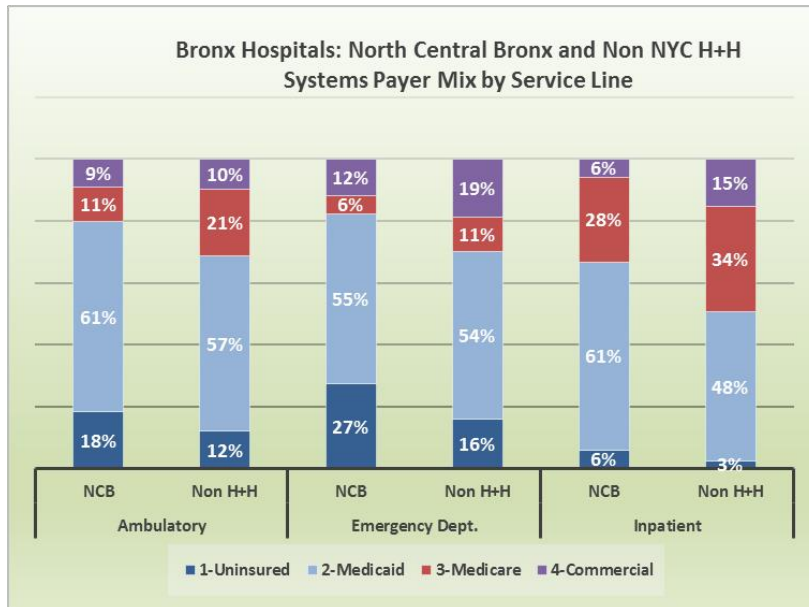
NYC Health + Hospitals / North Central Bronx, a fixture in the Bronx Norwood community, is located in the Fordham-Bronx Park area (Zip code 10467), with a service area that encompasses Crotona/Tremont, Fordham/Bronx Park, Highbridge/Morrisania, Kingsbridge/Riverdale, and Northeast Bronx.¹ The map below shows the primary service area in red and the secondary service area in light red. The hospital's sites are labeled in red and other NYC Health + Hospitals' inpatient and outpatient sites are labeled in gray. The NYC Health + Hospitals / North Central Bronx service area encompasses many neighborhoods that the federal Health Resources and Services Administration (HRSA) has identified as being medically underserved and/or having a shortage of health providers (HPSA).² NYC Health + Hospitals / North Central Bronx is specifically located in special population (Medicaid) Dental, Mental Health, Primary Care HPSAs and the Bedford Park medically underserved area.



¹ Primary and Secondary Service area is defined as the Zip codes that comprise the residence of 50% and 75% of its ambulatory patients, respectively. NCB's primary and secondary service area includes Zip codes: 10453, 10456, 10457, 10458, 10460, 10463, 10466, 10467, 10468, and 10469.

² A Medically Underserved Area /Population (MUA/P) designation applies to a neighborhood or collection of census tracts based on four factors: the ratio of primary medical care physicians per 1,000 population, infant mortality rate, percentage of the population with incomes below the poverty level, and percentage of the population age 65 or over. A Healthcare Provider Shortage Area (HPSA) is a collection of census tracts that has been designated as having a shortage of health professionals. There are three categories of HPSAs: primary care (shortage of primary care clinicians), dental (shortage of oral health professionals), and mental health (shortage of mental health professionals).

NYC Health + Hospitals / North Central Bronx provides a disproportionate share of services for the borough's low income and uninsured population. In 2014, 18% of its ambulatory visits, and 27% of its ED visits were uninsured compared to 12% and 16% at Voluntary hospitals in Bronx. In addition, 67% of its inpatient discharges were either uninsured or enrolled in Medicaid, compared to 51% at Voluntary hospitals in Bronx.



Sources and Notes: 2014 Hospital Institutional Cost Report, 2014 DTC Cost Report for HHC using internal data, and 2013 Health Center Cost Report for all other DTCs. Includes all NYC acute, general care hospitals and related wholly owned or controlled community health centers, including HHC DTCs. Discharges exclude normal newborns. ED visits include treat and release, and visits that result in admission. Clinic visits include comprehensive care and primary care visits only.

Facility Size and Patient Volume

With 56,460 patients and 221,839 encounters (FY 2015), NYC Health + Hospitals / North Central Bronx is a full service hospital with 213 certified beds. In FY 2015, it had 6,800 discharges including 600 newborn deliveries, 53,000 Emergency Department visits, and 162,000 ambulatory visits.

Inpatient Services

	Certified Beds	Discharges
General Care	143	4,929
Newborn		605
Psychiatric	70	1,303
Total	213	6,837

Source: Internal financial data, FY 2015. Beds are current as of 2/2016.

Emergency Department Services

	Visits
General	48,869
Psychiatric, includes CPEP	4,161
Total visits	53,030

Source: Internal financial data, FY 2015. Includes visits that result in admissions.

Ambulatory Services

Site	Primary Care	Dental	Specialty Care	Mental Health	Chemical Dependency	Total
North Central Bronx Hospital	79,083	13,942	48,633	15,736		157,394
Tremont Health Center	4,604					4,604
Total NCB	83,687	13,942	48,633	15,736		161,998

Primary Care includes adult and pediatric primary care and women's health services. Specialty includes adult and pediatric specialties, surgeries, ophthalmology, ancillaries and occupational health. Source: internal financial data, FY 2015.

Patient Demographics

Sixty-four percent (64%) of NYC Health + Hospitals / North Central Bronx patients are female and 36% are male. Among total patients, 24% are under age 21; 36% are ages 21-44; 29% are ages 45-64; and 11% are aged 65 and older. System wide, fifty-seven percent (57%) of patients are female and 43% are male. 19% are under age 21; 31% are ages 21-44; 34% are ages 45-64; and 15% are aged 65 and older.

Patient Encounters by Age

Age Group	%
0-4	9%
5-10	7%
11-14	3%
15-18	3%
19-20	2%
21-44	36%
45-54	15%
55-64	14%
65-74	7%
75-84	3%
85+	1%
Total	100%

Source: Internal financial data, FY2015

The hospital is racially diverse, with 42% of patients identifying as Hispanic or Latino; 32% as Black Non-Hispanic; 7% as Asian or Other Pacific Islander; 5% as Multi-Race/Other; 4% as White Non-Hispanic; and 6% of patients declining identification. System wide, 40% of patients identified as Hispanic or Latino; 34% as Black Non-Hispanic; 8% as White Non-Hispanic; 7% as Multi-Race/Other; 6% as Asian or Other Pacific Islander; and 5% of patients declining identification.

Patient Encounters by Race/ Ethnicity

Race/ Ethnicity	%
Hispanic or Latino	41.9%
Black Non-Hispanic	31.5%
Asian/ Pacific Islander	7.2%
Patient Decline	6.4%
Multi Race/Other	4.9%
American Indian or Native	4.1%
White Non-Hispanic	4.0%
Total	100%

Source: Internal financial data, FY2015

Appendix 2: Demographic and Population Health Statistics by Neighborhood

Table of Contents

Table 1. Key Demographic Factors.....	18
Table 2. Disability by Numbers of Disability and Type	19
Table 3. Potentially Preventable ED Visits (PPV).....	20
Table 4. Medicaid Beneficiaries with a Respiratory Clinical Risk Grouping Condition	21
Table 5. Medicaid Beneficiaries with a Cardiovascular Clinical Risk Grouping Condition.....	22
Table 6. Medicaid Beneficiaries with a Congestive Heart Failure Condition Diagnosis	23
Table 7. Medicaid Beneficiaries with a Diabetes Clinical Risk Grouping Condition	24
Table 8. Medicaid Beneficiaries with a Mental Health Clinical Risk Grouping Condition.....	25
Table 9. Medicaid Beneficiaries with a Substance Use Clinical Risk Grouping Condition	26
Table 10. Medicaid Beneficiaries with a HIV/AIDS Condition Diagnosis	27
Table 11. Maternal and Child Health Indicators	28

Table 1. Key Demographic Factors

		% Population below 100% Federal Poverty Level	% Population Non-US Citizen	% Population ≥ 25 years with Less than HS Education	% Population Speaking English "Less than Well"	Average Jail Rate (Per 100,000)	% Population Living with a Disability
NYS		14.9%	10.5%	15.1%	13.4%	382	10.7%
NYC		19.8%	17.7%	20.5%	23.2%	868	10.3%
UHF Neighborhoods							
Bronx	Hunts Point/Mott Haven	43.1%	19.2%	44.4%	36.3%	2,219	17.3%
Bronx	Crotona/Tremont	39.3%	23.8%	38.7%	32.2%	1,903	14.6%
Bronx	Highbridge/Morrisania	38.3%	22.4%	39.1%	32.8%	2,107	15.4%
Kings	East New York	32.8%	16.0%	27.0%	14.0%	1,907	8.9%
Kings	Williamsburg/Bushwick	32.5%	19.9%	37.2%	32.2%	1,793	10.5%
New York	East Harlem	31.8%	16.4%	32.2%	23.6%	2,250	14.1%
Bronx	Fordham/Bronx Park	31.3%	23.0%	31.3%	28.2%	1,320	13.4%
Kings	Greenpoint	28.5%	12.2%	18.6%	23.9%	540	7.2%
Kings	Sunset Park	28.4%	34.3%	45.7%	51.8%	482	8.1%
New York	Central Harlem/Morningside Hgt	27.7%	13.3%	19.8%	12.7%	2,124	12.9%
Kings	Bedford/Stuy/Crown Heights	27.1%	13.7%	20.0%	7.0%	2,129	10.6%
New York	Washington Hgts/Inwood	25.8%	26.0%	30.9%	37.9%	1,135	11.9%
Kings	Borough Park	25.2%	20.1%	24.4%	37.5%	225	9.4%
Bronx	Pelham/Throgs Neck	21.8%	14.3%	26.2%	21.3%	911	11.1%
Richmond	Port Richmond	21.6%	12.7%	16.6%	14.1%	1,302	9.4%
Queens	Rockaway	21.4%	11.3%	21.4%	14.1%	1,277	12.7%
New York	Union Sq./Lower Eastside	21.4%	14.3%	21.6%	22.5%	705	11.1%
Kings	Coney Island/Sheepshead Bay	18.2%	14.6%	18.6%	40.3%	567	14.5%
Queens	West Queens	18.2%	35.1%	29.5%	47.0%	400	8.0%
Kings	Flatbush/E. Flatbush	18.1%	20.4%	17.2%	14.0%	926	7.9%
Richmond	Stapleton/St. George	17.0%	12.0%	17.3%	16.1%	1,068	10.5%
Kings	Downtown/Heights/Slope	16.3%	9.3%	11.7%	10.4%	851	8.0%
Queens	Long Island City/Astoria	16.1%	21.6%	18.1%	27.8%	475	9.3%
Bronx	Northeast Bronx	15.4%	13.4%	19.7%	8.9%	761	11.7%
Queens	Jamaica	15.3%	18.5%	20.1%	16.4%	1,118	10.9%
Bronx	Kingsbridge/Riverdale	15.1%	12.0%	17.5%	20.1%	402	12.0%
Kings	Bensonhurst/Bay Ridge	14.7%	15.7%	21.8%	34.3%	283	10.0%
Queens	Fresh Meadows	14.1%	15.9%	12.9%	25.7%	300	9.8%
Queens	Flushing/Clearview	13.0%	25.8%	20.0%	40.8%	200	9.5%
Kings	Canarsie/Flatlands	12.9%	12.6%	13.4%	13.4%	616	9.3%
New York	Lower Manhattan	12.4%	18.1%	9.3%	12.7%	527	6.1%
Queens	Ridgewood/Forest Hills	12.4%	17.8%	14.5%	25.3%	273	9.1%
New York	Upper West Side	12.0%	11.2%	6.2%	7.7%	446	9.4%
Queens	Southwest Queens	11.9%	18.6%	20.9%	18.5%	442	10.0%
New York	Chelsea/Clinton	11.7%	14.3%	6.6%	9.1%	601	8.7%
New York	Greenwich Village/Soho	10.5%	12.5%	9.3%	12.4%	299	6.7%
New York	Gramercy Park/Murray Hill	8.7%	12.6%	2.5%	6.9%	283	6.8%
Richmond	Willowbrook	8.2%	6.3%	10.7%	11.1%	282	10.0%
Queens	Bayside/Little Neck	7.9%	13.3%	10.5%	27.0%	141	9.1%
Queens	Southeast Queens	7.4%	13.2%	13.2%	12.1%	507	9.1%
New York	Upper East Side	6.9%	11.2%	3.5%	5.7%	162	6.8%
Richmond	South Beach/Tottenville	5.6%	3.5%	8.8%	7.8%	294	9.2%

Sources: U.S. Census American Community Survey (ACS), 2008-2012; New York City Department of Corrections Jail Admissions, 2007-2012, Via Gothamist.

Table 2. Disability by Numbers of Disability and Type

		% ≥Two Disability	% One Disability	% Self Care	% Independent Living	% Cognitive	% Ambulatory	% Vision	% Hearing
NYS		5.3%	5.6%	2.5%	5.3%	4.2%	6.5%	1.9%	4.0%
NYC		5.4%	5.0%	2.7%	5.4%	4.1%	6.8%	2.1%	3.4%
UHF Neighborhoods									
Kings	Coney Island/Sheepshead Bay	9.6%	5.0%	5.6%	10.2%	6.6%	10.7%	3.8%	6.0%
Bronx	Hunts Point/Mott Haven	8.6%	8.8%	3.6%	8.4%	8.9%	11.1%	3.8%	3.3%
Bronx	Highbridge/Morrisania	7.7%	7.7%	3.3%	7.1%	7.5%	10.1%	3.1%	2.9%
Bronx	Crotona/Tremont	7.6%	7.1%	3.2%	7.5%	7.5%	9.1%	2.8%	3.2%
New York	East Harlem	7.5%	6.8%	3.6%	7.1%	6.7%	9.2%	3.3%	3.6%
Queens	Rockaway	6.6%	6.5%	3.6%	7.4%	5.6%	8.3%	3.2%	3.9%
New York	Central Harlem/Morningside Hgt	6.3%	6.7%	2.9%	5.9%	4.8%	9.0%	2.6%	2.6%
Bronx	Fordham/Bronx Park	6.3%	7.2%	2.5%	6.1%	6.6%	8.2%	2.6%	2.8%
New York	Washington Hgts/Inwood	6.2%	5.8%	3.1%	5.9%	4.6%	8.0%	2.4%	2.8%
New York	Union Sq./Lower Eastside	6.2%	5.0%	2.9%	5.5%	4.5%	7.4%	2.2%	4.2%
Bronx	Northeast Bronx	6.1%	5.8%	2.8%	5.8%	4.6%	7.8%	2.8%	3.8%
Bronx	Pelham/Throgs Neck	5.9%	5.2%	2.7%	6.1%	4.6%	7.3%	2.3%	3.5%
Bronx	Kingsbridge/Riverdale	5.9%	6.5%	3.1%	5.7%	5.1%	7.3%	2.2%	4.3%
Kings	Williamsburg/Bushwick	5.7%	4.8%	2.9%	5.9%	4.8%	7.3%	2.3%	2.3%
Kings	Bensonhurst/Bay Ridge	5.7%	4.4%	3.1%	6.5%	3.7%	6.6%	1.7%	4.4%
Richmond	Stapleton/St. George	5.5%	5.1%	3.0%	6.6%	3.8%	6.8%	1.7%	3.3%
Kings	Borough Park	5.5%	3.9%	3.2%	6.5%	4.0%	6.7%	2.0%	3.3%
Queens	Jamaica	5.5%	5.5%	2.7%	5.5%	3.9%	7.0%	2.6%	3.3%
Kings	Bedford/Stuy/Crown Heights	5.2%	5.4%	2.6%	5.3%	3.9%	6.9%	3.0%	2.6%
Queens	Southwest Queens	5.2%	4.8%	2.7%	5.6%	3.6%	6.3%	2.3%	3.7%
Queens	Flushing/Clearview	5.2%	4.4%	2.6%	5.0%	3.1%	6.5%	1.4%	4.4%
Richmond	Willowbrook	5.1%	5.0%	2.6%	6.0%	3.2%	6.9%	1.0%	3.5%
Kings	Canarsie/Flatlands	5.1%	4.2%	2.9%	5.5%	3.5%	6.3%	2.2%	3.3%
Queens	Fresh Meadows	4.9%	5.0%	2.3%	4.9%	3.1%	6.8%	1.9%	4.1%
Queens	Long Island City/Astoria	4.8%	4.5%	2.3%	4.8%	3.1%	6.2%	1.3%	3.3%
Queens	Ridgewood/Forest Hills	4.8%	4.4%	2.5%	5.3%	3.2%	6.3%	1.7%	3.9%
Queens	Bayside/Little Neck	4.7%	4.5%	2.2%	4.9%	2.8%	5.6%	1.8%	4.2%
Kings	East New York	4.5%	4.3%	2.4%	5.2%	3.7%	6.0%	2.2%	2.2%
Richmond	South Beach/Tottenville	4.5%	4.7%	2.1%	4.8%	2.9%	6.0%	1.1%	3.3%
Richmond	Port Richmond	4.5%	5.0%	2.1%	4.8%	3.9%	5.8%	1.3%	2.8%
Kings	Sunset Park	4.4%	3.8%	2.3%	4.8%	4.0%	5.2%	1.8%	2.5%
New York	Upper West Side	4.4%	5.1%	2.4%	4.2%	3.3%	5.9%	1.7%	4.3%
Queens	Southeast Queens	4.3%	4.9%	2.2%	4.8%	3.4%	5.4%	1.5%	3.4%
Kings	Downtown/Heights/Slope	4.2%	4.0%	1.8%	3.8%	3.3%	5.1%	1.6%	2.6%
Kings	Greenpoint	4.2%	3.1%	2.5%	4.4%	3.4%	5.0%	1.9%	2.6%
Queens	West Queens	4.0%	4.2%	1.9%	3.8%	2.9%	5.1%	1.7%	2.9%
Kings	Flatbush/E. Flatbush	3.9%	4.0%	2.0%	4.2%	3.0%	5.2%	1.6%	2.5%
New York	Chelsea/Clinton	3.9%	4.8%	1.7%	3.1%	2.9%	4.9%	1.9%	3.5%
New York	Lower Manhattan	3.3%	2.9%	1.8%	3.4%	2.9%	4.1%	1.0%	2.4%
New York	Gramercy Park/Murray Hill	3.1%	3.8%	1.4%	3.1%	2.5%	3.7%	1.3%	3.4%
New York	Upper East Side	3.0%	3.8%	1.6%	3.0%	2.1%	4.5%	1.1%	4.1%
New York	Greenwich Village/Soho	3.0%	3.8%	1.5%	3.0%	2.2%	3.8%	1.1%	3.6%

Sources: U.S. Census American Community Survey (ACS), 2008-2012.

*Self-Care – Difficulty bathing or dressing; Independent Living – Difficulty with errands; Cognitive – Difficulty remembering, concentrating, making decisions; Ambulatory – Difficulty walking or climbing stairs; Vision – Blind or serious difficulty seeing; Hearing – Deaf or having serious difficulty hearing

Table 3. Potentially Preventable ED Visits (PPV)

		Medicaid Population	PPV Total (Observed)	PPV Total (Risk-Adjusted Expected)	Rate per 100 ED Visits (Observed)	Rate per 100 ED Visits (Risk-Adjusted Expected)	Observed (/) Risk Adjusted Expected Ratio	Observed (-) Risk-Adjusted Expected Gap Total
NYS		5,852,016	2,111,517	2,069,915	36.08			(41,602)
NYC		3,600,712	1,192,918	1,184,340	33.13	32.89	1.01	(8,578)
UHF Neighborhoods								
Brooklyn	Bedford/Stuy/Crown Heights	167,295	74,035	62,671	44.25	37.46	1.18	(11,364)
Manhattan	Central Harlem/Morningside Hgt	80,517	44,215	37,872	54.91	47.04	1.17	(6,343)
Brooklyn	Flatbush/E. Flatbush	135,879	44,131	37,935	32.48	27.92	1.16	(6,196)
Bronx	Highbridge/Morrisania	157,126	67,220	59,232	42.78	37.70	1.13	(7,988)
Bronx	Crotona/Tremont	158,677	68,998	60,948	43.48	38.41	1.13	(8,050)
Brooklyn	East New York	117,951	47,135	41,721	39.96	35.37	1.13	(5,414)
Bronx	Hunts Point/Mott Haven	102,277	44,460	39,547	43.47	38.67	1.12	(4,913)
Bronx	Northeast Bronx	75,259	31,979	28,647	42.49	38.06	1.12	(3,332)
Brooklyn	Canarsie/Flatlands	68,942	18,647	16,896	27.05	24.51	1.10	(1,751)
Bronx	Fordham/Bronx Park	159,307	71,626	65,539	44.96	41.14	1.09	(6,087)
Manhattan	East Harlem	65,233	35,244	32,424	54.03	49.70	1.09	(2,820)
Staten Island	Port Richmond	28,494	13,493	12,448	47.35	43.68	1.08	(1,045)
Brooklyn	Williamsburg/Bushwick	128,546	52,742	48,737	41.03	37.91	1.08	(4,005)
Queens	Rockaway	52,726	18,553	17,206	35.19	32.63	1.08	(1,347)
Manhattan	Washington Hgts/Inwood	143,654	45,340	42,657	31.56	29.69	1.06	(2,683)
Bronx	Pelham/Throgs Neck	139,468	53,267	50,796	38.19	36.42	1.05	(2,471)
Manhattan	Chelsea/Clinton	33,364	20,526	19,607	61.52	58.77	1.05	(919)
Brooklyn	Downtown/Heights/Slope	58,328	23,408	22,661	40.13	38.85	1.03	(747)
Staten Island	Stapleton/St. George	46,913	19,397	18,980	41.35	40.46	1.02	(417)
Queens	Southeast Queens	61,114	16,199	16,107	26.51	26.36	1.01	(92)
Bronx	Kingsbridge/Riverdale	29,994	9,287	9,270	30.96	30.91	1.00	(17)
Manhattan	Upper West Side	31,538	15,536	15,657	49.26	49.64	0.99	121
Queens	Jamaica	134,719	45,813	46,355	34.01	34.41	0.99	542
Manhattan	Gramercy Park/Murray Hill	9,909	4,922	4,996	49.67	50.42	0.99	74
Staten Island	South Beach/Tottenville	31,842	8,390	8,728	26.35	27.41	0.96	338
Brooklyn	Greenpoint	49,140	9,112	9,485	18.54	19.30	0.96	373
Queens	Ridgewood/Forest Hills	76,683	17,730	19,134	23.12	24.95	0.93	1,404
Queens	Long Island City/Astoria	71,860	21,041	22,873	29.28	31.83	0.92	1,832
Staten Island	Willowbrook	20,710	5,004	5,581	24.16	26.95	0.90	577
Manhattan	Upper East Side	13,219	4,674	5,224	35.36	39.52	0.89	550
Queens	West Queens	229,929	68,271	77,793	29.69	33.83	0.88	9,522
Queens	Southwest Queens	124,369	33,190	38,415	26.69	30.89	0.86	5,225
Manhattan	Lower Manhattan	12,194	5,744	6,673	47.11	54.72	0.86	929
Brooklyn	Coney Island/Sheepshead Bay	136,183	23,227	27,800	17.06	20.41	0.84	4,573
Brooklyn	Borough Park	195,905	26,744	33,459	13.65	17.08	0.80	6,715
Brooklyn	Bensonhurst/Bay Ridge	80,319	11,180	14,859	13.92	18.50	0.75	3,679
Queens	Fresh Meadows	34,877	7,591	10,201	21.77	29.25	0.74	2,610
Manhattan	Union Sq./Lower Eastside	81,104	22,872	30,851	28.20	38.04	0.74	7,979
Brooklyn	Sunset Park	99,590	16,971	24,170	17.04	24.27	0.70	7,199
Manhattan	Greenwich Village/Soho	14,323	3,334	5,174	23.28	36.12	0.64	1,840
Queens	Bayside/Little Neck	19,932	2,236	3,724	11.22	18.68	0.60	1,488
Queens	Flushing/Clearview	116,900	17,342	29,251	14.83	25.02	0.59	11,909

Source: New York State DOH Office of Quality and Patient Safety Bureau of Health Informatics, Medicaid Claims Extract, 2012.

Potentially Preventable Visits (PPVs), based on proprietary 3M software, are emergency visits for ambulatory care sensitive conditions (ACSC) that may result from a lack of adequate access to care or ambulatory care coordination. These ambulatory sensitive conditions could be reduced or eliminated with adequate patient monitoring and follow up. Unlike with PQIs, which can be disease specific, there is only one PPV indicator which represents all potentially avoidable ED visit regardless of condition or disease.

PPV Events are observed or "actual" ED visits that meet the criteria of an ACSC visit as defined by the 3M software. The Observed Rate is the number of PPV events divided by the population. Risk Adjusted Expected Visits are PPV visits adjusted by age, gender and race/ethnicity. The Expected rate is the number of Expected visits divided by the population. Risk Adjusted Expected Rate is the observed PPV rate divided by the expected PPV rate, multiplied by the statewide PPV rate. A lower number is better.

Table 4. Medicaid Beneficiaries with a Respiratory Clinical Risk Grouping Condition

		Medicaid Population	Population with a Diagnosis	Diagnosed Prevalence	% With At least 1 All Cause Admission	% With At least 1 All Cause ED Visit
NYS		5,835,794	558,700	9.6%	35.3%	47.3%
NYC		3,595,868	348,955	9.7%	36.0%	44.9%
UHF Neighborhoods						
Queens	Rockaway	52,664	8,148	15.5%	43.8%	44.0%
Manhattan	East Harlem	65,008	9,304	14.3%	40.2%	55.6%
Bronx	Hunts Point/Mott Haven	102,165	14,577	14.3%	35.7%	50.4%
Manhattan	Chelsea/Clinton	33,022	4,432	13.4%	49.6%	51.2%
Manhattan	Upper West Side	31,499	3,860	12.3%	44.0%	48.4%
Bronx	Highbridge/Morrisania	157,071	19,125	12.2%	38.7%	52.1%
Bronx	Crotona/Tremont	158,601	18,698	11.8%	37.5%	53.4%
Manhattan	Central Harlem/Morningside Hgt	80,466	9,465	11.8%	39.9%	59.3%
Staten Island	Stapleton/St. George	46,686	5,435	11.6%	41.3%	48.6%
Brooklyn	Coney Island/Sheepshead Bay	136,160	15,846	11.6%	34.9%	25.3%
Bronx	Pelham/Throgs Neck	139,194	16,181	11.6%	36.4%	47.9%
Bronx	Fordham/Bronx Park	159,182	18,340	11.5%	39.1%	51.8%
Bronx	Kingsbridge/Riverdale	29,957	3,408	11.4%	43.7%	42.7%
Bronx	Northeast Bronx	75,167	8,496	11.3%	44.5%	48.9%
Brooklyn	Downtown/Heights/Slope	58,124	6,507	11.2%	42.1%	48.7%
Brooklyn	Bedford/Stuy/Crown Heights	167,161	18,349	11.0%	41.3%	55.0%
Manhattan	Upper East Side	13,206	1,428	10.8%	49.6%	33.9%
Brooklyn	East New York	117,543	12,412	10.6%	36.8%	53.5%
Staten Island	Port Richmond	28,478	2,926	10.3%	33.9%	55.1%
Brooklyn	Williamsburg/Bushwick	128,474	13,152	10.2%	35.8%	52.3%
Manhattan	Gramercy Park/Murray Hill	9,839	994	10.1%	42.2%	52.0%
Manhattan	Union Sq./Lower Eastside	81,093	7,890	9.7%	33.9%	40.4%
Brooklyn	Canarsie/Flatlands	68,906	6,594	9.6%	39.2%	40.9%
Queens	Ridgewood/Forest Hills	76,645	7,060	9.2%	28.5%	32.7%
Brooklyn	Bensonhurst/Bay Ridge	80,271	7,316	9.1%	29.8%	23.7%
Staten Island	Willowbrook	20,550	1,871	9.1%	33.7%	34.2%
Manhattan	Washington Hgts/Inwood	143,590	12,911	9.0%	31.2%	44.1%
Staten Island	South Beach/Tottenville	31,799	2,827	8.9%	35.7%	37.4%
Manhattan	Lower Manhattan	12,054	1,006	8.3%	38.6%	45.7%
Queens	Jamaica	134,473	10,759	8.0%	34.2%	48.5%
Manhattan	Greenwich Village/Soho	14,273	1,129	7.9%	33.5%	25.2%
Queens	Fresh Meadows	34,868	2,713	7.8%	25.9%	33.7%
Brooklyn	Flatbush/E. Flatbush	135,688	10,306	7.6%	40.7%	47.8%
Queens	Long Island City/Astoria	71,850	5,436	7.6%	31.2%	39.6%
Brooklyn	Sunset Park	99,554	7,460	7.5%	25.5%	31.1%
Queens	Southwest Queens	124,306	8,733	7.0%	27.0%	42.1%
Queens	Flushing/Clearview	116,769	8,003	6.9%	30.6%	28.8%
Brooklyn	Borough Park	195,830	12,978	6.6%	29.9%	27.0%
Queens	West Queens	229,888	15,193	6.6%	26.2%	39.2%
Brooklyn	Greenpoint	49,127	3,114	6.3%	33.0%	39.2%
Queens	Southeast Queens	60,254	3,511	5.8%	33.4%	44.5%
Queens	Bayside/Little Neck	19,922	952	4.8%	25.6%	25.2%

Source: New York State DOH Office of Quality and Patient Safety Bureau of Health Informatics, Medicaid Claims Extract, 2012.

Table 5. Medicaid Beneficiaries with a Cardiovascular Clinical Risk Grouping Condition

		Medicaid Population	Population with a Diagnosis	Diagnosed Prevalence	% With At least 1 All Cause Admission	% With At least 1 All Cause ED Visit
NYS		5,835,794	1,543,129	26.4%	40.0%	31.3%
NYC		3,595,868	1,085,013	30.2%	40.4%	28.1%
UHF Neighborhoods						
Brooklyn	Coney Island/Sheepshead Bay	136,160	78,135	57.4%	37.0%	14.4%
Queens	Rockaway	52,664	23,924	45.4%	47.7%	30.1%
Manhattan	Upper East Side	13,206	5,741	43.5%	46.0%	24.2%
Bronx	Kingsbridge/Riverdale	29,957	12,509	41.8%	47.9%	26.7%
Manhattan	Upper West Side	31,499	13,133	41.7%	48.0%	33.2%
Brooklyn	Bensonhurst/Bay Ridge	80,271	31,357	39.1%	32.8%	15.3%
Brooklyn	Canarsie/Flatlands	68,906	26,818	38.9%	43.2%	25.2%
Manhattan	Chelsea/Clinton	33,022	12,615	38.2%	48.2%	39.0%
Queens	Ridgewood/Forest Hills	76,645	27,747	36.2%	35.5%	20.2%
Manhattan	Union Sq./Lower Eastside	81,093	28,702	35.4%	34.2%	22.8%
Brooklyn	Downtown/Heights/Slope	58,124	19,812	34.1%	50.7%	34.6%
Manhattan	Greenwich Village/Soho	14,273	4,788	33.5%	30.8%	15.5%
Manhattan	Washington Hgts/Inwood	143,590	47,415	33.0%	37.4%	28.1%
Bronx	Northeast Bronx	75,167	24,796	33.0%	51.3%	33.1%
Manhattan	East Harlem	65,008	21,434	33.0%	50.2%	40.2%
Staten Island	Willowbrook	20,550	6,763	32.9%	39.2%	22.9%
Manhattan	Lower Manhattan	12,054	3,951	32.8%	34.6%	25.5%
Queens	Flushing/Clearview	116,769	37,374	32.0%	29.0%	16.6%
Staten Island	Stapleton/St. George	46,686	14,414	30.9%	46.4%	34.2%
Queens	Fresh Meadows	34,868	10,718	30.7%	28.7%	19.9%
Queens	Bayside/Little Neck	19,922	5,924	29.7%	24.7%	13.2%
Brooklyn	Borough Park	195,830	57,387	29.3%	34.5%	17.5%
Staten Island	South Beach/Tottenville	31,799	9,293	29.2%	38.0%	25.4%
Queens	Jamaica	134,473	38,881	28.9%	41.2%	30.8%
Queens	Southwest Queens	124,306	35,914	28.9%	35.5%	25.9%
Brooklyn	Bedford/Stuy/Crown Heights	167,161	47,741	28.6%	49.0%	37.7%
Queens	Long Island City/Astoria	71,850	20,511	28.5%	37.5%	26.7%
Manhattan	Gramercy Park/Murray Hill	9,839	2,745	27.9%	42.1%	34.5%
Manhattan	Central Harlem/Morningside Hgt	80,466	22,268	27.7%	46.5%	42.5%
Brooklyn	Flatbush/E. Flatbush	135,688	37,531	27.7%	42.7%	30.5%
Bronx	Pelham/Throgs Neck	139,194	37,536	27.0%	43.1%	33.2%
Brooklyn	East New York	117,543	31,027	26.4%	44.8%	36.4%
Bronx	Highbridge/Morrisania	157,071	40,636	25.9%	44.4%	36.9%
Bronx	Fordham/Bronx Park	159,182	40,823	25.6%	44.8%	35.2%
Queens	Southeast Queens	60,254	15,411	25.6%	37.4%	28.7%
Brooklyn	Williamsburg/Bushwick	128,474	32,841	25.6%	45.0%	37.0%
Bronx	Crotona/Tremont	158,601	40,131	25.3%	44.0%	37.9%
Bronx	Hunts Point/Mott Haven	102,165	24,678	24.2%	44.5%	38.0%
Queens	West Queens	229,888	54,707	23.8%	32.1%	21.3%
Brooklyn	Greenpoint	49,127	10,796	22.0%	40.5%	25.0%
Brooklyn	Sunset Park	99,554	20,214	20.3%	31.7%	21.2%
Staten Island	Port Richmond	28,478	5,303	18.6%	43.2%	40.3%

Source: New York State DOH Office of Quality and Patient Safety Bureau of Health Informatics, Medicaid Claims Extract, 2012.

Table 6. Medicaid Beneficiaries with a Congestive Heart Failure Condition Diagnosis

		Medicaid Population	Population with a Diagnosis	Diagnosed Prevalence (Per 100,000)	% With At least 1 All Cause Admission	% With At least 1 All Cause ED Visit
NYS		5,835,794	90,070	1,543	61.2%	30.2%
NYC		3,595,868	62,821	1,747	61.6%	28.1%
UHF Neighborhoods						
Brooklyn	Coney Island/Sheepshead Bay	136,160	6,063	4,453	48.0%	13.4%
Bronx	Kingsbridge/Riverdale	29,957	1,109	3,702	60.7%	23.0%
Manhattan	Upper East Side	13,206	464	3,514	61.9%	17.2%
Queens	Rockaway	52,664	1,795	3,408	65.2%	29.1%
Manhattan	Upper West Side	31,499	941	2,987	64.3%	29.9%
Bronx	Northeast Bronx	75,167	2,033	2,705	67.4%	30.3%
Brooklyn	Canarsie/Flatlands	68,906	1,859	2,698	60.3%	24.3%
Manhattan	Chelsea/Clinton	33,022	832	2,520	69.2%	38.9%
Brooklyn	Downtown/Heights/Slope	58,124	1,333	2,293	68.5%	32.7%
Brooklyn	Bensonhurst/Bay Ridge	80,271	1,829	2,279	51.8%	16.2%
Queens	Ridgewood/Forest Hills	76,645	1,703	2,222	52.1%	20.7%
Manhattan	East Harlem	65,008	1,374	2,114	68.0%	40.5%
Brooklyn	Borough Park	195,830	3,580	1,828	51.3%	17.6%
Staten Island	Willowbrook	20,550	368	1,791	56.3%	20.4%
Brooklyn	Bedford/Stuy/Crown Heights	167,161	2,935	1,756	68.0%	36.4%
Queens	Jamaica	134,473	2,255	1,677	62.4%	30.7%
Brooklyn	Flatbush/E. Flatbush	135,688	2,269	1,672	64.8%	29.9%
Brooklyn	Williamsburg/Bushwick	128,474	2,130	1,658	65.4%	38.2%
Manhattan	Central Harlem/Morningside Hgt	80,466	1,290	1,603	69.5%	43.2%
Bronx	Pelham/Throgs Neck	139,194	2,230	1,602	64.4%	31.4%
Staten Island	Stapleton/St. George	46,686	736	1,576	64.3%	31.4%
Manhattan	Greenwich Village/Soho	14,273	224	1,569	57.1%	16.1%
Manhattan	Washington Hgts/Inwood	143,590	2,245	1,563	64.8%	29.0%
Queens	Bayside/Little Neck	19,922	310	1,556	50.3%	14.8%
Manhattan	Lower Manhattan	12,054	187	1,551	56.1%	30.5%
Manhattan	Union Sq./Lower Eastside	81,093	1,255	1,548	59.3%	28.8%
Manhattan	Gramercy Park/Murray Hill	9,839	152	1,545	63.2%	36.8%
Queens	Fresh Meadows	34,868	534	1,531	52.4%	23.0%
Queens	Southeast Queens	60,254	884	1,467	59.8%	29.8%
Bronx	Fordham/Bronx Park	159,182	2,326	1,461	70.9%	33.5%
Brooklyn	East New York	117,543	1,706	1,451	66.2%	37.0%
Staten Island	South Beach/Tottenville	31,799	459	1,443	64.9%	24.2%
Bronx	Highbridge/Morrisania	157,071	2,242	1,427	68.6%	37.4%
Queens	Flushing/Clearview	116,769	1,646	1,410	56.7%	22.0%
Bronx	Crotona/Tremont	158,601	2,063	1,301	70.3%	39.3%
Queens	Long Island City/Astoria	71,850	916	1,275	64.1%	28.4%
Brooklyn	Greenpoint	49,127	614	1,250	64.7%	26.1%
Queens	Southwest Queens	124,306	1,533	1,233	62.4%	28.6%
Bronx	Hunts Point/Mott Haven	102,165	1,255	1,228	68.8%	36.2%
Queens	West Queens	229,888	2,049	891	62.3%	23.6%
Brooklyn	Sunset Park	99,554	862	866	56.7%	25.9%
Staten Island	Port Richmond	28,478	231	811	67.1%	38.5%

Source: New York State DOH Office of Quality and Patient Safety Bureau of Health Informatics, Medicaid Claims Extract, 2012.

Table 7. Medicaid Beneficiaries with a Diabetes Clinical Risk Grouping Condition

		Medicaid Population	Population with a Diagnosis	Diagnosed Prevalence	% With At least 1 All Cause Admission	% With At least 1 All Cause ED Visit
NYS		5,835,794	562,637	9.6%	32.5%	31.2%
NYC		3,595,868	409,227	11.4%	32.3%	28.6%
UHF Neighborhoods						
Brooklyn	Coney Island/Sheepshead Bay	136,160	23,603	17.3%	30.0%	15.4%
Queens	Rockaway	52,664	8,424	16.0%	42.0%	29.8%
Manhattan	Upper West Side	31,499	4,461	14.2%	37.9%	33.7%
Brooklyn	Canarsie/Flatlands	68,906	9,754	14.2%	36.0%	24.9%
Manhattan	East Harlem	65,008	8,958	13.8%	40.4%	38.6%
Manhattan	Chelsea/Clinton	33,022	4,420	13.4%	38.3%	37.6%
Bronx	Kingsbridge/Riverdale	29,957	4,001	13.4%	40.7%	28.1%
Bronx	Northeast Bronx	75,167	9,869	13.1%	41.3%	33.6%
Manhattan	Union Sq./Lower Eastside	81,093	10,391	12.8%	27.5%	23.8%
Manhattan	Washington Hgts/Inwood	143,590	18,374	12.8%	29.7%	27.9%
Brooklyn	Downtown/Heights/Slope	58,124	7,416	12.8%	39.7%	34.7%
Queens	Southwest Queens	124,306	15,534	12.5%	23.6%	23.9%
Queens	Jamaica	134,473	16,526	12.3%	28.9%	29.6%
Manhattan	Upper East Side	13,206	1,582	12.0%	40.4%	25.2%
Queens	Ridgewood/Forest Hills	76,645	9,134	11.9%	27.7%	19.7%
Bronx	Pelham/Throgs Neck	139,194	16,221	11.7%	34.0%	33.4%
Brooklyn	Bensonhurst/Bay Ridge	80,271	9,282	11.6%	24.1%	15.4%
Staten Island	Stapleton/St. George	46,686	5,310	11.4%	39.5%	34.6%
Brooklyn	Flatbush/E. Flatbush	135,688	15,416	11.4%	34.4%	30.0%
Staten Island	Willowbrook	20,550	2,319	11.3%	29.9%	21.9%
Brooklyn	Bedford/Stuy/Crown Heights	167,161	18,715	11.2%	40.3%	36.9%
Queens	Fresh Meadows	34,868	3,902	11.2%	21.2%	18.6%
Queens	Flushing/Clearview	116,769	12,964	11.1%	21.4%	15.8%
Queens	Long Island City/Astoria	71,850	7,959	11.1%	27.2%	25.9%
Manhattan	Central Harlem/Morningside Hgt	80,466	8,774	10.9%	36.9%	41.8%
Bronx	Hunts Point/Mott Haven	102,165	11,020	10.8%	35.9%	37.8%
Bronx	Fordham/Bronx Park	159,182	17,130	10.8%	37.3%	35.8%
Bronx	Highbridge/Morrisania	157,071	16,834	10.7%	37.7%	36.8%
Brooklyn	East New York	117,543	12,580	10.7%	35.4%	35.7%
Manhattan	Lower Manhattan	12,054	1,262	10.5%	32.3%	31.1%
Brooklyn	Williamsburg/Bushwick	128,474	13,297	10.3%	35.2%	36.8%
Bronx	Crotona/Tremont	158,601	16,367	10.3%	38.1%	37.8%
Manhattan	Greenwich Village/Soho	14,273	1,438	10.1%	25.3%	16.9%
Queens	Southeast Queens	60,254	6,003	10.0%	25.5%	27.1%
Queens	West Queens	229,888	22,717	9.9%	24.9%	20.6%
Brooklyn	Borough Park	195,830	18,996	9.7%	24.6%	17.8%
Manhattan	Gramercy Park/Murray Hill	9,839	929	9.4%	35.6%	38.0%
Queens	Bayside/Little Neck	19,922	1,795	9.0%	20.9%	13.8%
Staten Island	South Beach/Tottenville	31,799	2,673	8.4%	32.6%	24.7%
Brooklyn	Greenpoint	49,127	3,642	7.4%	29.7%	27.1%
Brooklyn	Sunset Park	99,554	7,054	7.1%	26.5%	21.7%
Staten Island	Port Richmond	28,478	2,009	7.1%	33.4%	39.4%

Source: New York State DOH Office of Quality and Patient Safety Bureau of Health Informatics, Medicaid Claims Extract, 2012.

Table 8. Medicaid Beneficiaries with a Mental Health Clinical Risk Grouping Condition

		Medicaid Population	Population with a Diagnosis	Diagnosed Prevalence	% With At least 1 All Cause Admission	% With At least 1 All Cause ED Visit
NYS		5,835,794	1,328,558	22.8%	30.9%	45.8%
NYC		3,595,868	702,585	19.5%	32.3%	42.3%
UHF Neighborhoods						
Manhattan	Chelsea/Clinton	33,022	16,610	50.3%	41.4%	49.9%
Manhattan	Gramercy Park/Murray Hill	9,839	3,642	37.0%	38.9%	47.1%
Manhattan	Upper West Side	31,499	11,028	35.0%	36.5%	45.1%
Queens	Rockaway	52,664	17,488	33.2%	43.4%	40.2%
Manhattan	Lower Manhattan	12,054	3,994	33.1%	37.1%	48.2%
Manhattan	Upper East Side	13,206	4,158	31.5%	37.6%	38.3%
Manhattan	East Harlem	65,008	20,410	31.4%	37.6%	52.2%
Bronx	Kingsbridge/Riverdale	29,957	9,026	30.1%	37.5%	36.9%
Staten Island	South Beach/Tottenville	31,799	8,714	27.4%	30.3%	40.6%
Brooklyn	Downtown/Heights/Slope	58,124	15,868	27.3%	36.9%	46.0%
Staten Island	Stapleton/St. George	46,686	12,408	26.6%	39.0%	48.8%
Brooklyn	Coney Island/Sheepshead Bay	136,160	34,703	25.5%	28.2%	24.6%
Bronx	Hunts Point/Mott Haven	102,165	25,701	25.2%	31.7%	48.6%
Manhattan	Central Harlem/Morningside Hgt	80,466	19,986	24.8%	36.7%	53.6%
Manhattan	Greenwich Village/Soho	14,273	3,381	23.7%	38.3%	40.4%
Bronx	Crotona/Tremont	158,601	36,406	23.0%	34.1%	50.0%
Staten Island	Willowbrook	20,550	4,703	22.9%	29.5%	35.3%
Bronx	Fordham/Bronx Park	159,182	35,728	22.4%	33.1%	47.9%
Bronx	Pelham/Throgs Neck	139,194	30,833	22.2%	28.9%	43.6%
Bronx	Highbridge/Morrisania	157,071	34,754	22.1%	32.9%	49.0%
Bronx	Northeast Bronx	75,167	16,019	21.3%	37.5%	44.3%
Manhattan	Union Sq./Lower Eastside	81,093	16,891	20.8%	32.3%	42.9%
Manhattan	Washington Hgts/Inwood	143,590	29,748	20.7%	28.2%	40.1%
Queens	Ridgewood/Forest Hills	76,645	15,446	20.2%	25.1%	30.0%
Brooklyn	Bedford/Stuy/Crown Heights	167,161	32,956	19.7%	37.6%	50.6%
Staten Island	Port Richmond	28,478	5,577	19.6%	31.8%	51.2%
Brooklyn	East New York	117,543	22,969	19.5%	33.6%	47.6%
Brooklyn	Williamsburg/Bushwick	128,474	24,881	19.4%	30.3%	48.5%
Brooklyn	Bensonhurst/Bay Ridge	80,271	14,138	17.6%	27.2%	27.8%
Brooklyn	Canarsie/Flatlands	68,906	11,728	17.0%	33.0%	35.4%
Queens	Fresh Meadows	34,868	5,652	16.2%	24.6%	34.2%
Brooklyn	Greenpoint	49,127	7,325	14.9%	27.3%	35.9%
Queens	Jamaica	134,473	19,784	14.7%	32.7%	44.2%
Queens	Long Island City/Astoria	71,850	10,432	14.5%	27.9%	39.5%
Brooklyn	Borough Park	195,830	26,941	13.8%	24.0%	24.1%
Brooklyn	Flatbush/E. Flatbush	135,688	17,611	13.0%	36.5%	43.0%
Queens	Flushing/Clearview	116,769	14,390	12.3%	29.9%	32.7%
Queens	Bayside/Little Neck	19,922	2,400	12.0%	24.9%	27.2%
Queens	Southwest Queens	124,306	14,752	11.9%	25.3%	38.6%
Queens	West Queens	229,888	26,313	11.4%	26.3%	36.2%
Queens	Southeast Queens	60,254	6,509	10.8%	37.2%	46.3%
Brooklyn	Sunset Park	99,554	10,227	10.3%	26.5%	35.9%

Source: New York State DOH Office of Quality and Patient Safety Bureau of Health Informatics, Medicaid Claims Extract, 2012.

Table 9. Medicaid Beneficiaries with a Substance Use Clinical Risk Grouping Condition

		Medicaid Population	Population with a Diagnosis	Diagnosed Prevalence	% With At least 1 All Cause Admission	% With At least 1 All Cause ED Visit
NYS		5,835,794	370,898	6.4%	59.6%	59.9%
NYC		3,595,868	222,198	6.2%	65.0%	58.4%
UHF Neighborhoods						
Manhattan	Chelsea/Clinton	33,022	10,401	31.5%	71.6%	59.2%
Manhattan	Upper West Side	31,499	5,374	17.1%	63.9%	58.1%
Manhattan	Gramercy Park/Murray Hill	9,839	1,659	16.9%	69.5%	65.4%
Manhattan	East Harlem	65,008	9,878	15.2%	68.3%	61.2%
Manhattan	Lower Manhattan	12,054	1,603	13.3%	73.8%	66.0%
Manhattan	Central Harlem/Morningside Hgt	80,466	10,093	12.5%	66.2%	63.3%
Bronx	Hunts Point/Mott Haven	102,165	12,551	12.3%	61.5%	57.0%
Brooklyn	Bedford/Stuy/Crown Heights	167,161	16,159	9.7%	65.8%	61.3%
Bronx	Crotona/Tremont	158,601	15,141	9.5%	67.0%	59.2%
Brooklyn	Downtown/Heights/Slope	58,124	5,464	9.4%	68.5%	63.7%
Staten Island	Stapleton/St. George	46,686	4,329	9.3%	70.7%	60.6%
Staten Island	South Beach/Tottenville	31,799	2,948	9.3%	61.3%	57.9%
Bronx	Highbridge/Morrisania	157,071	14,126	9.0%	65.5%	57.5%
Manhattan	Union Sq./Lower Eastside	81,093	6,788	8.4%	69.4%	62.1%
Manhattan	Greenwich Village/Soho	14,273	1,172	8.2%	71.6%	62.6%
Brooklyn	East New York	117,543	8,911	7.6%	64.3%	59.4%
Bronx	Fordham/Bronx Park	159,182	11,575	7.3%	66.3%	60.6%
Brooklyn	Williamsburg/Bushwick	128,474	8,983	7.0%	64.3%	60.6%
Manhattan	Upper East Side	13,206	910	6.9%	61.9%	55.7%
Staten Island	Port Richmond	28,478	1,885	6.6%	64.2%	62.7%
Queens	Rockaway	52,664	3,386	6.4%	62.8%	58.3%
Bronx	Pelham/Throgs Neck	139,194	8,820	6.3%	61.9%	52.2%
Bronx	Northeast Bronx	75,167	4,430	5.9%	66.2%	60.2%
Staten Island	Willowbrook	20,550	1,195	5.8%	62.4%	55.2%
Queens	Jamaica	134,473	7,496	5.6%	59.7%	56.6%
Brooklyn	Greenpoint	49,127	2,588	5.3%	70.4%	57.1%
Bronx	Kingsbridge/Riverdale	29,957	1,497	5.0%	68.1%	58.1%
Brooklyn	Flatbush/E. Flatbush	135,688	6,193	4.6%	65.9%	57.5%
Manhattan	Washington Hgts/Inwood	143,590	6,388	4.4%	65.7%	58.0%
Brooklyn	Coney Island/Sheepshead Bay	136,160	5,393	4.0%	62.1%	52.2%
Brooklyn	Canarsie/Flatlands	68,906	2,428	3.5%	62.9%	52.1%
Queens	Southeast Queens	60,254	2,045	3.4%	68.4%	62.0%
Queens	Fresh Meadows	34,868	1,115	3.2%	71.1%	53.3%
Queens	Ridgewood/Forest Hills	76,645	2,294	3.0%	53.4%	46.2%
Brooklyn	Bensonhurst/Bay Ridge	80,271	2,159	2.7%	56.3%	50.5%
Queens	Long Island City/Astoria	71,850	1,909	2.7%	56.1%	56.6%
Queens	Southwest Queens	124,306	2,488	2.0%	57.6%	53.8%
Brooklyn	Sunset Park	99,554	1,888	1.9%	56.3%	54.0%
Queens	West Queens	229,888	3,664	1.6%	60.0%	47.7%
Brooklyn	Borough Park	195,830	3,005	1.5%	58.4%	52.6%
Queens	Flushing/Clearview	116,769	1,617	1.4%	59.4%	47.6%
Queens	Bayside/Little Neck	19,922	250	1.3%	54.4%	47.6%

Source: New York State DOH Office of Quality and Patient Safety Bureau of Health Informatics, Medicaid Claims Extract, 2012.

Table 10. Medicaid Beneficiaries with a HIV/AIDS Condition Diagnosis

		Medicaid Population	Population with a Diagnosis	Weighted Prevalence (Per 100,000)	% With At least 1 All Cause Admission	% With At least 1 All Cause ED Visit
NYS		5,835,794	53,901	924	25.3%	36.4%
NYC		3,595,868	49,984	1,390	25.1%	35.4%
UHF Neighborhoods						
Manhattan	Chelsea/Clinton	33,022	1,378	4,173	26.1%	35.6%
Manhattan	Gramercy Park/Murray Hill	9,839	290	2,947	29.0%	36.9%
Manhattan	Upper West Side	31,499	900	2,857	31.9%	43.6%
Brooklyn	Bedford/Stuy/Crown Heights	167,161	4,199	2,512	26.8%	41.8%
Manhattan	Central Harlem/Morningside Hgt	80,466	1,902	2,364	27.3%	42.0%
Manhattan	Union Sq./Lower Eastside	81,093	1,902	2,345	19.3%	25.0%
Manhattan	Greenwich Village/Soho	14,273	321	2,249	19.6%	23.4%
Bronx	Hunts Point/Mott Haven	102,165	2,271	2,223	31.8%	43.2%
Manhattan	East Harlem	65,008	1,373	2,112	31.2%	41.4%
Bronx	Crotona/Tremont	158,601	3,292	2,076	32.1%	41.1%
Bronx	Highbridge/Morrisania	157,071	3,255	2,072	33.1%	39.8%
Bronx	Fordham/Bronx Park	159,182	3,111	1,954	27.5%	40.5%
Brooklyn	Flatbush/E. Flatbush	135,688	2,450	1,806	25.9%	37.2%
Bronx	Northeast Bronx	75,167	1,303	1,733	29.2%	42.9%
Brooklyn	Sunset Park	99,554	1,654	1,661	12.0%	9.8%
Brooklyn	East New York	117,543	1,870	1,591	26.7%	41.6%
Manhattan	Upper East Side	13,206	208	1,575	24.5%	30.8%
Bronx	Pelham/Throgs Neck	139,194	2,186	1,570	26.0%	37.9%
Brooklyn	Downtown/Heights/Slope	58,124	833	1,433	26.7%	40.1%
Brooklyn	Williamsburg/Bushwick	128,474	1,840	1,432	24.1%	42.1%
Queens	Rockaway	52,664	658	1,249	27.2%	43.3%
Staten Island	Stapleton/St. George	46,686	573	1,227	31.2%	41.5%
Manhattan	Washington Hgts/Inwood	143,590	1,624	1,131	25.4%	35.5%
Queens	Flushing/Clearview	116,769	1,273	1,090	9.4%	9.6%
Manhattan	Lower Manhattan	12,054	120	996	20.0%	25.8%
Queens	Jamaica	134,473	1,337	994	24.6%	39.3%
Staten Island	Port Richmond	28,478	280	983	27.9%	49.6%
Brooklyn	Canarsie/Flatlands	68,906	595	863	24.0%	32.6%
Bronx	Kingsbridge/Riverdale	29,957	256	855	28.5%	39.8%
Brooklyn	Bensonhurst/Bay Ridge	80,271	576	718	12.5%	9.7%
Queens	West Queens	229,888	1,501	653	13.7%	18.8%
Queens	Fresh Meadows	34,868	220	631	13.2%	16.8%
Queens	Bayside/Little Neck	19,922	125	627	8.8%	8.8%
Brooklyn	Borough Park	195,830	1,221	623	12.4%	15.8%
Queens	Southeast Queens	60,254	366	607	23.2%	37.7%
Queens	Ridgewood/Forest Hills	76,645	462	603	17.5%	29.4%
Brooklyn	Coney Island/Sheepshead Bay	136,160	798	586	17.2%	24.8%
Queens	Long Island City/Astoria	71,850	395	550	20.8%	30.6%
Queens	Southwest Queens	124,306	647	520	17.9%	34.9%
Staten Island	Willowbrook	20,550	98	477	26.5%	37.8%
Brooklyn	Greenpoint	49,127	227	462	24.2%	33.5%
Staten Island	South Beach/Tottenville	31,799	94	296	21.3%	33.0%

Source: New York State DOH Office of Quality and Patient Safety Bureau of Health Informatics, Medicaid Claims Extract, 2012.

Table 11. Maternal and Child Health Indicators

		% Low Birth Weight	% Preterm Birth	% Medicaid or Self Pay Payer	% Late or No Prenatal Care	Teen Birth per 1000	Infant Death per 1000	Neonatal Death per 1000
NYS		8.1%	11.1%	50.0%	5.5%	24.4	4.8	3.3
NYC		8.5%	11.3%	59.5%	7.0%	25.3	4.4	2.9
UHF Neighborhoods								
Brooklyn	Bedford/Stuy/Crown Heights	11.7%	14.7%	69.5%	8.6%	31.7	6.4	3.7
Manhattan	Central Harlem/Morningside Hgt	11.3%	14.1%	62.2%	9.8%	30.4	8.0	5.4
Queens	Jamaica	11.3%	13.7%	54.0%	9.1%	27.4	7.5	4.8
Brooklyn	Canarsie/Flatlands	10.7%	14.8%	55.9%	8.3%	19.6	6.1	4.0
Brooklyn	Flatbush/E. Flatbush	10.6%	14.4%	69.2%	9.8%	21.5	4.9	3.3
Manhattan	East Harlem	10.4%	13.1%	72.5%	9.1%	40.9	4.9	3.8
Brooklyn	East New York	10.4%	14.7%	72.3%	9.0%	40.9	7.1	4.3
Queens	Southeast Queens	10.4%	13.0%	43.2%	7.1%	13.8	6.5	5.4
Bronx	Northeast Bronx	10.3%	12.4%	64.2%	12.9%	29.2	5.4	3.6
Bronx	Highbridge/Morrisania	9.8%	12.4%	82.2%	11.4%	45.6	5.5	3.2
Bronx	Hunts Point/Mott Haven	9.6%	12.7%	84.9%	11.3%	47.4	7.1	3.9
Queens	Southwest Queens	9.6%	11.8%	43.5%	6.3%	20.0	3.7	2.1
Bronx	Fordham/Bronx Park	9.5%	12.1%	80.5%	10.2%	36.8	4.8	3.3
Bronx	Pelham/Throgs Neck	9.3%	11.8%	66.1%	10.6%	29.4	3.9	2.5
Bronx	Crotona/Tremont	9.3%	12.3%	83.1%	11.3%	45.9	6.4	4.6
Staten Island	Port Richmond	8.9%	13.5%	62.3%	4.1%	36.4	6.0	2.9
Manhattan	Upper West Side	8.7%	10.1%	12.3%	3.0%	8.6	2.2	1.5
Manhattan	Chelsea/Clinton	8.6%	10.1%	18.0%	4.1%	14.3	4.2	2.5
Manhattan	Gramercy Park/Murray Hill	8.5%	10.0%	6.5%	2.9%	3.9	3.0	2.0
Queens	Rockaway	8.4%	11.6%	56.4%	9.4%	32.4	6.1	4.0
Staten Island	Stapleton/St. George	8.2%	11.4%	54.1%	4.5%	21.2	6.5	5.7
Brooklyn	Coney Island/Sheepshead Bay	8.0%	11.1%	62.2%	5.8%	23.6	4.1	2.2
Manhattan	Upper East Side	8.0%	8.7%	6.2%	2.7%	4.6	1.5	1.2
Manhattan	Washington Hgts/Inwood	7.9%	11.0%	69.6%	7.4%	33.5	4.1	2.0
Staten Island	Willowbrook	7.9%	10.3%	33.8%	2.5%	9.1	3.9	2.8
Manhattan	Lower Manhattan	7.8%	9.8%	11.7%	3.1%	3.4	0.7	0.7
Brooklyn	Williamsburg/Bushwick	7.8%	11.7%	80.2%	7.3%	37.5	5.5	3.3
Queens	Long Island City/Astoria	7.7%	10.6%	50.6%	10.9%	18.0	3.7	2.3
Bronx	Kingsbridge/Riverdale	7.7%	10.2%	43.1%	5.3%	17.5	3.5	3.2
Manhattan	Union Sq./Lower Eastside	7.5%	10.4%	54.1%	4.3%	17.9	2.1	1.1
Staten Island	South Beach/Tottenville	7.4%	10.6%	23.8%	2.1%	4.5	4.0	3.4
Manhattan	Greenwich Village/Soho	7.1%	8.3%	15.5%	1.7%	2.1	1.1	1.1
Brooklyn	Bensonhurst/Bay Ridge	6.9%	10.6%	55.7%	5.2%	15.2	4.5	2.7
Queens	Ridgewood/Forest Hills	6.9%	9.3%	44.9%	5.1%	15.4	3.3	2.6
Queens	Fresh Meadows	6.8%	8.7%	42.0%	3.9%	9.6	2.9	1.6
Brooklyn	Downtown/Heights/Slope	6.8%	9.0%	28.8%	2.6%	18.6	2.8	1.8
Queens	West Queens	6.8%	10.8%	78.1%	8.9%	33.3	4.3	3.0
Queens	Bayside/Little Neck	6.7%	8.7%	27.5%	2.6%	4.1	2.0	2.0
Brooklyn	Borough Park	6.2%	8.6%	72.5%	3.5%	20.1	2.3	1.4
Queens	Flushing/Clearview	6.2%	8.4%	61.3%	5.2%	10.1	2.8	1.9
Brooklyn	Sunset Park	5.8%	8.5%	90.0%	4.0%	37.5	2.1	1.7
Brooklyn	Greenpoint	5.4%	8.2%	62.1%	3.4%	16.6	2.5	1.8

Source: 2010-2012 New York State Vital Statistics County/ZIP Code Perinatal Data Profile as of March, 2014, accessed December, 6 2014, <http://www.health.ny.gov/statistics/chac/perinatal/index.htm>.

* Preterm Births –prior to 37 weeks of gestation; Low Birth Weight– weight between 100-2499 grams; Late or No Prenatal care– initiated during the third trimester of pregnancy or not at all; Teen Birth – Births to females ages 15-19; Infant Deaths –occurred at less than twelve months of age; Neonatal Deaths –occurred at less than 28 days of age. Total Births are over three year time period.

Appendix 3. Evaluation of 2013 Implementation Plan

Significant Health Need Identified in 2013 CHNA	Planned Activities Listed in the 2013 Implementation Strategy	Was the Activity Implemented? (Yes/No)	Result or Impact	Supporting Data and Data Sources
Diabetes	Increase "Kept Appointment Rates and Implement a Weight-Based Insulin Protocol through Diabetes Registry	Yes	<p><u>Target Population:</u> Diabetes patients.</p> <p><u>Goal:</u> By monitoring important vital signs (hbA1c, cholesterol and blood pressure levels) and keep track of vital patient appointments. Providers are then able to monitor the patient's overall needs and compliance and pro-actively schedule appointments and educational interventions when needed.</p> <p><u>Plan:</u> By having patients who are healthier and complaint with their treatment regiments, attendance rates should also improve and minimize the need for chronic care.</p> <p><u>Outcome:</u> NCB's patients who are compliant with their treatment regiments and have acceptable hbA1c levels is now close to 70% exceeding the goals within our health system.</p>	
Diabetes	Improve Diabetes Management through Diabetes Clinic Sessions	Yes		
Diabetes	Provide Patients with Assistance in Adjusting Insulin Levels through Insulin Titration Clinic	Yes		
Diabetes	Improve Inpatient Management of Diabetes through Inpatient Glycemic Committee	Yes		
Obesity	Utilize Evidenced-Based Approaches to Weight Management through Twice Weekly Clinical Weight Management Program Sessions	Yes	<p><u>Target Population:</u> overweight and obese children (≥ 85th percentile BMI) and their families.</p> <p><u>Goal:</u> Promoting general health and long-term weight management through healthy eating habits and increased physical activity.</p> <p><u>Plan:</u> The FWMP includes a team of two pediatricians, one nutritionist, one social worker, and a fitness trainer who integrates medical, nutritional, psychosocial, and physical activity approaches to weight loss and weight management.</p> <p><u>Outcome:</u> n/a</p>	
Cardiovascular Disease	Provide Education on Nutritional and Lifestyle Factor Affecting Blood Pressure through the Hypertension Clinic	Yes	<p><u>Target Population:</u> Patients with uncontrolled hypertension.</p> <p><u>Goal:</u> Reduce risk factors for those suffering from high blood pressure.</p> <p><u>Plan:</u> Through intervention, self-testing and education medical personal help patients understand risk factors affecting their blood pressure. Through shared healthcare decision making, we are able to help patients understand their condition with the hopes they can one day take responsibility in keeping a healthy lifestyle.</p> <p><u>Outcome:</u> Using similar monitoring mechanisms as our diabetes registry, 63% of our patients have managed to control their blood pressure levels and bring them to an acceptable level. We are planning to increase that rate to 70% in the coming years.</p>	
Cardiovascular Disease	Reduce Fragmented Care Delivery During Transitions from One Level of Care to Another through Project RED (Re-Engineered Discharge)	Yes	<p><u>Target Population:</u> Patients with Congestive Heart Failure and those recovering from acute myocardial infarction.</p> <p><u>Goal:</u> Through reducing fragmented care during transitions in care, we hope to improve patient engagement and education, reduce readmissions and ensure patients attend their follow-up appointments.</p> <p><u>Plan:</u> Patients referred to the program receive a blood pressure machine & log book and scheduled for bi-weekly visits with the Team RN to monitor their blood pressure & discuss strategies for improvement.</p> <p><u>Outcome:</u> Program has expanded to COPD, Asthma and Diabetes. NCB's Adjusted readmission rate for chronic conditions decreased from 9.4% in 2009 to 5.9% in 2014.</p>	
Behavioral Health & Substance	Treat Pediatric, Adult and Geriatric Patients through Psychiatric Emergency Services (PES)• Provide Short Term, Acute Intensive Day Treatment	Yes	<p><u>Target Population:</u> the PHP treats patients from early adulthood to geriatric age who present with</p>	

Significant Health Need Identified in 2013 CHNA	Planned Activities Listed in the 2013 Implementation Strategy	Was the Activity Implemented? (Yes/No)	Result or Impact	Supporting Data and Data Sources
Abuse	Services to Adults Over the Age of 18 through Partial Hospitalization Program (PHP)		major mood or psychotic disorders, substance associated disorders, and/or organic mental syndromes with acute behavioral complications.	
Behavioral Health & Substance Abuse	Provide Group Activities/Therapies through Therapeutic Activities Services	Yes	<p><u>Goal:</u> The partial hospital program serves as an alternative to inpatient hospitalization for patients with acute psychiatric symptoms, and can also serve as a transition after inpatient hospitalization. Treatment is short-term and focused on resolution of the acute psychiatric crisis. Program staff coordinates treatment with families and community support networks.</p> <p><u>Plan:</u> PHP offers an alternative to hospitalization. For those who are hospitalized, we offer culturally sensitive and tailored services. For example, the Geriatric Psych unit is the first in the Bronx exclusively to providing specialized mental health services for the elderly. NCB also offers community based services such as ACT to insure that the community can avoid inpatient services and receive the treatment that they need at home 24 hours a day (crisis)</p> <p><u>Outcome:</u> Our psychiatric program treated has 1,300 discharges, 4,000 ED Visits and 16,000 ambulatory visits in FY15.</p>	
Asthma	Coordinate Care Across the Clinical Continuum to Accommodate Children and their Lifestyles through the Pediatric Asthma Program	Yes	<p><u>Target Population:</u> Children with asthma and allergies.</p> <p><u>Goal:</u> Through written asthma action plans, family education and medication. We plan to reduce the rate of symptoms so asthmatic episodes, attacks and hospital visits are rare.</p> <p><u>Plan:</u> Regular and timely appointments (5 days a week), in addition to easy prescription renewal and coordination between parents and educators we will ensure that children and their caretakers know the early signs of asthma, what triggers asthma and how to make your environment asthma friendly. By providing asthma education during each visit we can tailor a treatment plan to each individual. Asthma action plans which are embedded in the electronic patient record of our asthma patients.</p> <p><u>Outcome:</u> Pediatric hospitalization rates among MetroPlus insured patients (NYC H+H's health plan) of NCB have fallen incrementally from 2.07% in 2010 to 1.86% in 2014.</p>	
Asthma	Develop Individualized Care Plan to Manage Symptoms and Reduce Triggers through Adult Asthma Program			
Infectious Disease (HIV/AIDS, STDs, Hepatitis)	Provide HIV Counseling and Testing through Designated AIDS Center (DAC) Services	Yes	<p><u>Target Population:</u> Those patients who are HIV infection or at-risk.</p> <p><u>Goal:</u> providing comprehensive model of care on site to all HIV/AIDS patients.</p> <p><u>Plan:</u> co-located medical services for HIV patients including dental, mental health care with social work case management services to link patients and coordinate other care they may need.</p> <p><u>Outcome:</u> between Jacobi and NCB, 2500 patients receive care. 85% of these are linked to HIV care.</p>	
Infectious Disease (HIV/AIDS, STDs,	Redesign HIV Counseling and Testing through the Behavioral Intervention-Rapid HIV Testing Education & Follow-Up (B.R.I.E.F) Model	Yes	<p><u>Target Population:</u> The Bronx unfortunately has some of the highest STD/HIV transmission rates in the country. This testing, modeled after the Project</p>	

Significant Health Need Identified in 2013 CHNA	Planned Activities Listed in the 2013 Implementation Strategy	Was the Activity Implemented? (Yes/No)	Result or Impact	Supporting Data and Data Sources
<p>Hepatitis</p> <p>Infectious Disease (HIV/AIDS, STDs, Hepatitis)</p>	<p>Adapt B.R.I.E.F Model for Hospital's Community Pharmacy Testing Initiative</p>			<p>BRIEF rapid testing pioneered at Jacobi which rapid tests patients in an ER setting, was paid for by grant funding allowed Jacobi and NCB to go into the community and provide testing in at risk areas. <u>Goal:</u> Provide care to those at risk and link them to services at our facilities. <u>Plan:</u> By testing patients, care providers are able to engage patients about at-risk behaviors and those who are tested positive can be matched to the services they need. <u>Outcome:</u> In the last year, over 10,000 people were tested for care.</p>
<p>Infectious Disease (HIV/AIDS, STDs, Hepatitis)</p>	<p>Reduce Substance Abuse and HIV/AIDS Transmission through Ryan White Harm Reduction Program</p>	<p>Yes</p>		<p><u>Target Population:</u> The Ryan White program offers free group and individual counseling for HIV positive individuals who have a desire to get sober. <u>Goal:</u> To prevent substance abuse among those infected with HIV aids. <u>Plan:</u> Our professionals work to enhance an individual's life, holistically striving to improve social, psychological and interpersonal function. Working under a harm reduction model, we are able to meet clients where they are, to assist with their recovery. We provide services that include comprehensive assessment, individual sessions, overdose prevention groups, creative sobriety groups, stress management groups, STD prevention, health care management.</p>

Appendix 4. Community Resources

Appendix 4 is a listing of health and social services available to low-income, uninsured, and underinsured individuals in the neighborhoods included in the primary service area of NYC Health + Hospitals, sorted by borough and neighborhood. Organization services are in the following categories: Dental, Vision, Adult Day Health, Health center, Insurance enrollment, Home Health, Hospital, Nursing Home, Prescription Drug, Immigration Support, Mental Health-Inpatient, Mental Health-Ambulatory, Substance Use, Social Services, Financial Assistance, and Wellness/Prevention.

Source: Health Information Tool for Empowerment (HITE), a program of the not-for-profit Foundation affiliate of the Greater New York Hospital Association (GNYHA). <http://www.hitesite.org/Default.aspx>. Accessed 3/11/2016.

Organization	Address	Dental	Vision	Adult Day	Health center	Insurance	Home Health	Hospital	Nursing Home	Prescription drug	Immigration	Mental Health-IP	Mental Health-OP	Substance Use	Social Services	Financial	Wellness/
Bronx:																	
Fordham- Bronx Park																	
AHRC - Article 16 Clinic (Bronx)	2488 Grand Concourse, 3rd Floor Room 337, Bronx, NY 10458													Y	Y		
AHRC - Bronx Community Rehabilitation and Training Center	3600 Jerome Avenue, 1st Floor, Bronx, NY 10467														Y		
AHRC - Bronx Early Childhood Direction Center	2488 Grand Concourse, Room 303, Bronx, NY 10458														Y		
AHRC - Family Reimbursement: The Francesca Nicosia Fund	2488 Grand Concourse, Room 404, Bronx, NY 10458														Y	Y	
Astor Child Guidance Services - Tilden OPC	750 Tilden Street, Bronx, NY 10467												Y				
Bainbridge Nursing and Rehabilitation Center, LLC	3518 Bainbridge Avenue, Bronx, NY 10467			Y					Y								
Bedford Park Senior Center	243 East 204th Street, Bronx, NY 10458														Y		
BOOM!Health - Main Office	540 East Fordham Road, Bronx, NY 10458														Y	Y	
Bronx Jewish Community Council	2930 Wallace Avenue, Bronx, NY 10467						Y			Y					Y	Y	
Bronx Park Rehabilitation & Nursing Center	3845 Carpenter Avenue, Bronx, NY 10467								Y								
Bronx SBDC - Lehman College Campus	250 Bedford Park Boulevard, Bronx, NY 10468					Y										Y	
Bronx Vet Center	2471 Morris Ave, Suite 1A, Bronx, NY 10468													Y	Y		
Bronx Women's Business Resource Center	2488 Grand Concourse, Suite 321-B, Bronx, NY 10458															Y	
BronxCare - Autism Treatment and Advocacy Center	2432 Grand Concourse, Bronx, NY 10468	Y			Y												Y
BronxCare - Poe Medical and Dental Center	2432 Grand Concourse, Bronx, NY 10458	Y			Y	Y											Y
Bronxwood Home for the Aged	799 East Gun Hill Road, Bronx, NY 10467						Y		Y						Y		
BronxWorks - Bedford Park Center	2925 Grand Concourse, (entrance on 199th Street), Bronx, NY 10468														Y		
CenterLight Health System - Home Health Care Training Program - Bronx	2275 Olinville Avenue, Lower Level, Bronx, NY 10467														Y		
CenterLight Health System - Skilled Nursing	612 Allerton Avenue, Bronx, NY 10467						Y		Y								
Cerebral Palsy Associations of New York State - Article 16 Clinic - Bronx Comprehensive Care Center	2432 Grand Concourse, Bronx, NY 10467				Y								Y		Y		
Children's Hospital at Montefiore - Adolescent AIDS Program	3514 Wayne Avenue, Bronx, NY 10467				Y										Y	Y	
Council of Belmont Organizations (COBO)	630 East 187th Street, Bronx, NY 10458														Y		
Creston Avenue Baptist Church - Food Pantry and Soup Kitchen	114 East 188th Street, Bronx, NY 10468														Y	Y	
Davidson Pediatric Center - Comprehensive Pediatrics Care, PC	2400 Davidson Avenue, Bronx, NY 10468				Y												
Fordham Bedford Community Services	2715 Bainbridge Avenue, Bronx, NY 10458										Y				Y		
Fordham-Tremont CMHC - Community Recovering Services	2021 Grand Concourse, 6th Floor, Bronx, NY 10458												Y				
Fordham-Tremont CMHC - Rev. David Casella Children's Services (DCCS)	260 East 188th Street, 5th Floor, Bronx, NY 10458												Y		Y		
Good Shepherd Services - Beacon MS 45 Counseling Prevention Program/Family Empowerment Program	685 East 187th Street, 2nd Floor, Bronx, NY 10458														Y		
Good Shepherd Services - Community Center Beacon at MS 45	2502 Lorillard Place, Bronx, NY 10458														Y		
Goodwill Industries - Family Reimbursement Program	2432 Grand Concourse, 2nd Floor, Bronx, NY 10458														Y		
Healthy Families Morris Heights at Morris Heights Health Center	2306 Walton Avenue and 183rd, Health Connections, Bronx, NY 10468					Y											Y
James J. Peters VA Medical Center - Outpatient Services	130 West Kingsbridge Road, Bronx, NY 10468				Y							Y	Y	Y	Y		
James J. Peters VA Medical Center	130 West Kingsbridge Road, Bronx, NY 10468							Y	Y						Y	Y	
JASA - Geriatric Mental Health Outreach Service	1 Fordham Plaza, Suite 908, Bronx, NY 10458						Y						Y		Y		
JBFC - Genesis	PO Box 45, Bronx, NY 10468														Y		
JBFC - Ittleston Holland Avenue Community Residence	2215 Holland Avenue, Bronx, NY 10467														Y		
JBFC - Pelham Family Center	2250 Holland Avenue, Bronx, NY 10467														Y		
JBFC - Personalized Recovery Oriented Services (PROS) Possibilities - Bronx	3600 Jerome Avenue, The Harry & Jeanette Weinberg Mental Health Center, Bronx, NY 10467												Y				
JBFC - The Harry Blumenfeld Pelham Counseling Center	750 Astor Avenue, 2nd Floor, Bronx, NY 10467												Y		Y		
JBFC - The Honorable Caroline K. Simon Counseling Center - Bronx	3600 Jerome Avenue, The Harry & Jeanette Weinberg Mental Health Center, Bronx, NY 10467												Y	Y			
JBFC - White Plains Road Service - CR/SRO	3735 White Plains Road, Bronx, NY 10467														Y		
Jewish Home Lifecare - Bronx Division	100 West Kingsbridge Road, Harry and Jeanette Weinberg Campus, Bronx, NY 10468			Y			Y		Y						Y		
Kingsbridge Heights Community Center - Changing Futures - Fordham Annex	538 East Fordham Road, Bronx, NY 10458														Y		
Madison Square Boys and Girls Club - Columbus Clubhouse	543 East 189th Street, Bronx, NY 10458														Y		
Mekong NYC	2471 University Avenue, Bronx, NY 10468					Y					Y				Y		
Mental Health Association - Supported Housing Program	2488 Grand Concourse, Suite 403, Bronx, NY 10458														Y		
Mind-Builders Creative Arts Center	3415 Olinville Avenue, Bronx, NY 10467														Y	Y	
Montefiore Medical Center - AIDS Center	3444 Kossuth Avenue, 3rd Floor, Bronx, NY				Y	Y									Y		

Organization	Address	Dental	Vision	Adult Day	Health center	Insurance	Home Health	Hospital	Nursing Home	Prescription drug	Immigration	Mental Health-IP	Mental Health-OP	Substance Use	Social Services	Financial	Wellness/
	10467																
Montefiore Medical Center - Center for Positive Living	3444 Kossuth Avenue, Family Care Center Building, 3rd Floor, Bronx, NY 10467				Y								Y		Y		Y
Montefiore Medical Center - Child Advocacy Center	3314 Steuben Avenue, Bronx, NY 10467				Y	Y											
Montefiore Medical Center - Community Health	111 East 210th Street, Bronx, NY 10467																Y
Montefiore Medical Center - Department of Child Outpatient Psychiatry	3340 Bainbridge Avenue, Bronx, NY 10467												Y				
Montefiore Medical Center - Department of Dentistry - Centennial II Site	3332 Rochambeau Avenue, Bronx, NY 10467	Y															
Montefiore Medical Center - Department of Dentistry - Schiff Pavilion	3444 Kossuth Avenue, First Floor, Bronx, NY 10467	Y															
Montefiore Medical Center - Family Learning Place	3415 Bainbridge Avenue, Bronx, NY 10467														Y		
Montefiore Medical Center - Greene Medical Arts Pavilion	3400 Bainbridge Avenue, Eighth Floor, Bronx, NY 10467				Y	Y											Y
Montefiore Medical Center - Medical Group University Avenue Family Practice	105 W 188th Street, Bronx, NY 10468				Y	Y									Y		Y
Montefiore Medical Center - Moses Campus	111 East 210th Street, Bronx, NY 10467							Y									Y
Montefiore Medical Center - Narcolepsy Institute	111 East 210th Street, New York, NY 10467														Y		
Montefiore Medical Center - Oval Center	3230 Bainbridge Avenue, Bronx, NY 10467				Y										Y		Y
Montefiore Medical Center - Substance Abuse Treatment Program Unit I	3550 Jerome Avenue, Bronx, NY 10467													Y			
Montefiore Medical Center - WIC Program - Fordham Plaza	1 Fordham Plaza, 5th Floor, Bronx, NY 10458															Y	Y
Montefiore Medical Group - Family Care Center	3444 Kossuth Avenue, Bronx, NY 10467				Y	Y											Y
Montefiore Medical Group - Family Health Center	1 Fordham Plaza, 5th Floor, Bronx, NY 10458				Y	Y											Y
Montefiore Medical Group - Grand Concourse Site	2532 Grand Concourse, Bronx, NY 10458				Y	Y											Y
Mosholu Montefiore Community Center - College Bound Program	3512 DeKalb Avenue, Basement, Bronx, NY 10467														Y		
Mosholu Montefiore Community Center - Edenwald Center	1150 E 229th Street, Bronx, NY 10467														Y		
Mosholu Montefiore Community Center - Main Office	3450 DeKalb Avenue, Bronx, NY 10467										Y				Y		
Mosholu Montefiore Community Center - Senior Services	3450 DeKalb Avenue, Bronx, NY 10467														Y		
Mosholu Parkway Nursing and Rehabilitation Center, LLC	3356 Perry Avenue, Bronx, NY 10467								Y								
Mount Carmel Center for Senior Citizens	2405 Southern Boulevard, Bronx, NY 10458														Y		
New York Center for Infants and Toddlers - Bronx	2336 Andrews Ave, 2nd Floor, Bronx, NY 10468														Y		
New York State Division of Human Rights - Bronx	One Fordham Plaza, 4th Floor, Bronx, NY 10458														Y		
North Central Bronx Hospital - Adult Primary Care Clinic	3424 Kossuth Avenue, 3rd floor, Bronx, NY 10467				Y												
North Central Bronx Hospital - Partial Hospitalization Program	3424 Kossuth Ave, Unit 11A, Bronx, NY 10467												Y				
North Central Bronx Hospital - Pediatric Clinic	3424 Kossuth Avenue, 4th Floor, Bronx, NY 10467				Y												Y
North Central Bronx Hospital - Psychiatric Emergency Services	3424 Kossuth Avenue, Room 1D-01, Bronx, NY 10467												Y				
North Central Bronx Hospital - Special Care Unit	3424 Kossuth Avenue, 10-A, Bronx, NY 10467				Y										Y		Y
North Central Bronx Hospital - WIC Program	3424 Kossuth Avenue, 3rd Floor, Room 3G-06, Bronx, NY 10467															Y	Y
North Central Bronx Hospital	3424 Kossuth Avenue, Bronx, NY 10467							Y									
Our Lady of Refuge - Food Pantry	290 East 196th Street, Bronx, NY 10458														Y		
Paradise Transitional Housing Program	2395 Grand Concourse, Bronx, NY 10468														Y		
Parkchester Enhancement Program for Seniors	1525 Unionport Road, Apartment #ME, Bronx, NY 10467														Y		
Part of the Solution (P.O.T.S.)	2759 Webster Ave., Bronx, NY 10458					Y									Y		Y
Pentecostal Care Community Outreach	621 East 216th Street, Bronx, NY 10467														Y		Y
Presbyterian Senior Services (PSS) - Parkside Neighborhood Center	644 Adeo Avenue, Bronx, NY 10467														Y		
Puerto Rican Family Institute - Intermediate Care Facility III	194 West 180th Street, Bronx, NY 10467														Y		
Regional Aid for Interim Needs (RAIN) - Boston Road Senior Center	2424 Boston Road, Bronx, NY 10467														Y		
Regional Aid for Interim Needs (RAIN) - Gunhill Senior Center	3377 White Plains Road, Bronx, NY 10467														Y		
Regional Aid for Interim Needs (RAIN) - Multi-Services for Seniors	3377 White Plains Road, Bronx, NY 10467														Y		Y
Saint James Recreation Center	2530 Jerome Avenue, Bronx, NY 10468														Y		Y
St. Rita's Center for Immigrant and Refugee Services	2342 Andrews Avenue, Bronx, NY 10468										Y				Y		
SUNY North Bronx Career Counseling & Outreach Center	2901 White Plains Road, Bronx, NY 10467														Y		
The Children's Hospital at Montefiore - Endocrinology Department	3415 Bainbridge Avenue, Bronx, NY 10467				Y												
The Children's Hospital at Montefiore	111 E 210th St., Bronx, NY 10467							Y									
The Institutes of Applied Human Dynamics - Bronx Residential Services	3625 Banbridge Avenue, Bronx, NY 10467														Y		

Organization	Address	Dental	Vision	Adult Day	Health center	Insurance	Home Health	Hospital	Nursing Home	Prescription drug	Immigration	Mental Health-IP	Mental Health-OP	Substance Use	Social Services	Financial	Wellness/
Thorpe Family Residence & Community Services - Park Avenue Thorpe	406 East 184th Street, Bronx, NY 10458														Y		
Tolentine Zeiser Community Life Center - Sammon Build Center	2294-96 Grand Avenue, Bronx, NY 10468														Y		
Tolentine-Zeiser Community Life Center	2345 University Avenue, Bronx, NY 10468														Y		
Tri Center - Bronx	2488 Grand Concourse, 4th Floor, Bronx, NY 10458												Y	Y			
Union Community Health Center - Fordham Plaza	470 East Fordham Road, Bronx, NY 10458		Y		Y												
Union Community Health Center - Main Facility	260 East 188th Street, Bronx, NY 10458	Y	Y		Y								Y		Y	Y	Y
United Cerebral Palsy of NYC - Day Habilitation Services - Bronx	2432 Grand Concourse, 3rd Floor, Bronx, NY 10458														Y		
United Cerebral Palsy of NYC - Transitional Opportunities Program (TOP) Day Habilitation	24-32 Grand Concourse, 3rd Floor, Bronx, NY 10468												Y		Y		
University Nursing Home, LLC	2505 Grand Avenue, Bronx, NY 10468								Y								
Wayne Center for Nursing and Rehabilitation, LLC	3530 Wayne Avenue, Bronx, NY 10467								Y								
Workforce1 Career Center - Bronx	400 East Fordham Road, Entrance on Webster Ave, Bronx, NY 10458														Y		
YAI - New York League for Early Learning - Harry H. Gordon Preschool & Early Intervention Center	2465 Bathgate Avenue, Bronx, NY 10458														Y		
Highbridge- Morrisania																	
163rd Street Improvement Council	490 East 167th Street, Bronx, NY 10456														Y		
Albert Einstein College of Medicine - Substance Abuse Div.-Central Intake/Melrose Ontrack Clinic	260 East 161st Street, T Level, Bronx, NY 10451														Y		Y
Argus Career Training Institute (ACT I)	760 East 160th Street, 3rd Floor, Bronx, NY 10456														Y		
Argus Community - ACCESS I & II	760 East 160th Street, Bronx, NY 10456														Y	Y	
Argus Community - Elizabeth L. Sturz Center	760 East 160th Street, Bronx, NY 10456												Y	Y	Y		Y
Argus Community - Harbor House II	760 East 160th Street, Bronx, NY 10456														Y		
Ariva, Inc.	69 East 167th Street, Bronx, NY 10452															Y	
Arturo Schomberg Senior Center	1315 Franklin Avenue, Bronx, NY 10456															Y	
Astor Child Guidance Services - Highbridge Clinic	1419 Shakespeare Avenue, Bronx, NY 10452												Y				
BASICS - Adolescent and Adult Outpatient Program	488 East 164th Street, Bronx, NY 10456														Y		
Boom!Health - Harm Reduction	226 East 144th Street, Bronx, NY 10451														Y		Y
Brightpoint Health - Bronx Adult Day Health Care Program	1545 Inwood Avenue, Bronx, NY 10452															Y	
Bronx Defenders	360 East 161st Street, Bronx, NY 10451										Y				Y	Y	
Bronx District Attorney - Crime Victims Assistance Unit	198 East 161st Street, 5th floor, Bronx, NY 10451										Y						
Bronx SCAN (Supportive Children's Advocacy Network)	1377 Jerome Avenue, Bronx, NY 10452													Y	Y		
BronxCare - Child and Adolescent Inpatient Service	1276 Fulton Avenue, 5th Floor, Bronx, NY 10456											Y					
BronxCare - Crotona Park Family Practice	1591 Fulton Avenue, Bronx, NY 10456				Y	Y											Y
BronxCare - Fulton Family Practice Center	1276 Fulton Avenue, 3rd Floor, Bronx, NY 10456				Y	Y											Y
BronxCare - Ogden Family Medical & Dental Center	1067 Ogden Avenue, Bronx, NY 10451	Y			Y	Y											Y
BronxCare - Special Care Center	1265 Fulton Avenue, Bronx, NY 10456				Y			Y							Y		
BronxCare - WIC Program	21 East Mount Eden, Bronx, NY 10452															Y	Y
BronxCare Adult Outpatient Center	401 East 167th St., (Wester Avenue), Bronx, NY 10456												Y		Y		
BronxCare at Third Avenue	2739-45 Third Avenue, Bronx, NY 10451	Y	Y		Y	Y											Y
Bronx-Lebanon Hospital Center - Fulton Division	1276 Fulton Avenue, Bronx, NY 10456					Y		Y									
BronxWorks - Community Center at Grand Concourse	1130 Grand Concourse, Bronx, NY 10456					Y									Y	Y	Y
BronxWorks - Melrose Eviction Prevention Services	1130 Grand Concourse, Bronx, NY 10456														Y	Y	
BronxWorks - Townsend Avenue	1477 Townsend Avenue, Bronx, NY 10452														Y	Y	
City-Pro Group Inc. - Bronx	329 East 149th St, Bronx, NY 10451														Y		
Claremont Neighborhood Center	489 East 169th Street, Bronx, NY 10456														Y		
Community Connections for Youth	369 East 149th Street, 7th Floor, Bronx, NY 10456														Y		
Concourse Rehabilitation and Nursing Center, Inc.	1072 Grand Concourse, Bronx, NY 10456								Y								
Concourse Village Special Adult Senior Center	773 Concourse Village East, #LD, Bronx, NY 10451														Y		
Daniel Webster Houses Child Health Center	401 East 168th Street, Bronx, NY 10456				Y												
Daughters of Jacob Nursing Home	1160 Teller Avenue, Bronx, NY 10456								Y								
Department of Homeless Services - Franklin Women's Shelter	1122 Franklin Avenue, Bronx, NY 10456														Y		
Dr. Martin Luther King Jr. Health Center	1265 Franklin Avenue, Bronx, NY 10456	Y	Y		Y	Y								Y			Y
Dr. Martin Luther King Jr. Health Center	1265 Franklin Avenue, 3rd floor, Bronx, NY 10456	Y	Y		Y	Y								Y			Y
EAC Network - Treatment Alternatives for Safer Communities (TASC) - Bronx	1030 Grand Concourse, Bronx, NY 10451														Y		
East Side House Settlement - Head Start/Day Care	414 Morris Avenue, Bronx, NY 10451														Y		
FEDCAP - Behavioral Health Services	1011 Washington Avenue, Bronx, NY 10456												Y				
Fordham-Tremont CMHC - Fordham-Tremont South	326 East 149th Street, Bronx, NY 10451												Y				
Fountain House Bronx- Psychosocial Clubhouse	564 Walton Avenue, Bronx, NY 10451														Y		
Green Chimneys - Transitional Living Program	2417 3rd Ave, Room 606, Bronx, NY 10451														Y		

Organization	Address	Dental	Vision	Adult Day	Health center	Insurance	Home Health	Hospital	Nursing Home	Prescription drug	Immigration	Mental Health-IP	Mental Health-OP	Substance Use	Social Services	Financial	Wellness
HAC - Day Care Center	1181 Nelson Avenue, Bronx, NY 10452														Y		
HAC - Marshall England Early Learning Center, Universal Pre-K and Family Day Care	800 Concourse Village East, Bronx, NY 10451														Y		
Highbridge Woodycrest Center	936 Woodycrest Avenue, Bronx, NY 10452								Y						Y		
Holy Tabernacle Church - Outreach Program	3780 Third Avenue, Bronx, NY 10456														Y	Y	
Hope Center	1401 University Avenue, Bronx, NY 10452								Y						Y		
Hope of Israel Senior Citizen Center	1068 Gerard Avenue, Bronx, NY 10452														Y		
Hostos Community College - Allied Health Career Pipeline Program	427 Walton Avenue, Bronx, NY 10451														Y		
Hostos Community College Immigration Center	427 Walton Avenue, T-501, Bronx, NY 10451										Y						
Institute for Family Health - Urban Horizons Family Health Center	50-98 East 168th Street, Bronx, NY 10452				Y	Y									Y		
Legal Aid Society - Bronx Neighborhood Office	260 East 161st Street, 8th Floor, Bronx, NY 10451														Y		
Legal Aid Society of New York - Bronx Criminal Practice	260 E 161st Street, 8th-10th floor, Bronx, NY 10451														Y		
Legal Aid Society of New York - Bronx Housing Court Office	1118 Grand Concourse, Room 540, Bronx, NY 10451														Y		
Legal Services NYC - Bronx	349 East 149th Street, 10th Floor, Bronx, NY 10451										Y				Y		
LIFT - The Bronx	349 East 149th Street, Suite 500, Bronx, NY 10451					Y									Y	Y	
Lincoln Hospital - Immunotherapy Clinic	234 East 149th Street, 2A5 Clinic-2nd Floor, Bronx, NY 10451				Y										Y		Y
Lincoln Hospital - Teen Center	234 East 149th Street, 1st Floor, Room 1C2, Bronx, NY 10451				Y										Y		Y
Lincoln Medical and Mental Health Center - Child/Adolescent Outpatient Mental Health Clinic	234 East 149th Street, 4th Floor, Unit 4A, Bronx, NY 10451												Y				
Lincoln Medical and Mental Health Center - Mental Health Outpatient Clinic	234 East 149th Street, 7th Floor, Unit 7B, Bronx, NY 10451												Y		Y		
Lincoln Medical and Mental Health Center - WIC Program	234 East 149th Street, 1st floor, New York, NY 10451															Y	Y
Lincoln Medical and Mental Health Center	234 East 149th Street, Bronx, NY 10451							Y									
Melrose Houses Child Health Clinic	348 East 156th Street, Bronx, NY 10451				Y	Y											
Mid-Bronx Senior Citizens Council - Family Preservation Center	1125 Grand Concourse, Bronx, NY 10451										Y				Y	Y	Y
Mid-Bronx Senior Citizens Council	900 Grand Concourse, (at 161st Street), Bronx, NY 10451						Y								Y		
Montefiore Comprehensive Health Care Center (CHCC)	305 East 161st Street, Bronx, NY 10451	Y	Y		Y	Y											Y
Morrisania Diagnostic & Treatment Center	1225 Gerard Avenue, Bronx, NY 10452	Y	Y		Y	Y							Y		Y		Y
Muslim Women's Institute for Research and Development - Community Food Pantry at Highbridge	1363 Ogden Avenue, Bronx, NY 10452										Y				Y		Y
Narco Freedom - Alternatives Program	528 Morris Avenue, Bronx, NY 10451														Y		
Narco Freedom - Neighborhood & Family Community Health Center (Bronx)	324 East 149th Street, Bronx, NY 10451				Y												Y
Neighborhood Housing Services of New York City (NHSNYC) - South Bronx Office	848 Concourse Village West, Bronx, NY 10451															Y	
NEOPEDS	800 Grand Concourse, Office # 5, Bronx, NY 10451				Y												Y
New Settlement College Access Center	1563 Walton Avenue, Bronx, NY 10452														Y		
New Settlement Community Center	1501 Jerome Avenue, Bronx, NY 10452																Y
New York Metropolitan Martin Luther King, Jr. Center for Nonviolence	576 East 165th Street, Bronx, NY 10456										Y				Y		
NYC Dept. of Health - STD Control and Prevention Clinic - Morrisania	1309 Fulton Avenue (E 169th St. off 3rd), 2nd Floor, Bronx, NY 10456				Y										Y		Y
NYPCC - Bronx Child and Family Mental Health Center	579 Courtlandt Avenue, Bronx, NY 10451												Y				
Patterson Houses Senior Center	308 East 145th Street, Bronx, NY 10451														Y		
Phipps Houses Group - Phipps Opportunity Center	3125 Third Avenue, Bronx, NY 10451					Y					Y				Y		
Planned Parenthood of New York City - Bronx Center	349 East 149th Street, (at Courtlandt Avenue), Bronx, NY 10451				Y										Y		Y
Planned Parenthood of New York City - Project Street Beat Bronx	349 East 149th Street, 3rd Floor, Bronx, NY 10451														Y		Y
Presbyterian Senior Services (PSS) - Andrew Jackson Neighborhood Center	325 East 156th Street, Bronx, NY 10451														Y		
Presbyterian Senior Services (PSS) - Highbridge Neighborhood Center	1181 Nelson Avenue, 2nd floor, Bronx, NY 10452														Y	Y	
Project Renewal - Leona Blanche House	960 Tinton Avenue, Bronx, NY 10456														Y		
Puerto Rican Family Institute, Inc - Bronx Child Preventive Program	3251 Third Avenue, 3rd Fl., Bronx, NY 10456														Y		
Safe Horizon/44th Precinct - Bronx Domestic Violence Department	2 East 169th Street, Bronx, NY 10452														Y		
Salvation Army - Citadel	425 East 159th Street, Bronx, NY 10451														Y	Y	
Sauti Yetu Center for African Women, Inc.	2417 3rd Avenue, Bronx, NY 10451										Y				Y		
SEBNC - After School Program	955 Tinton Avenue, Bronx, NY 10456														Y		
SEBNC - Best of Me Day Habilitation Program	751 East 161st Street, Bronx, NY 10456														Y		

Organization	Address	Dental	Vision	Adult Day	Health center	Insurance	Home Health	Hospital	Nursing Home	Prescription drug	Immigration	Mental Health-IP	Mental Health-OP	Substance Use	Social Services	Financial	Wellness/
SEBNC - Leisure Time I & II, Accent Cafe Recreation Programs	3289 Third Avenue, Bronx, NY 10456														Y		
SEBNC - Leisurely Yours After-School Program	3289 Third Avenue, Bronx, NY 10456														Y		
SEBNC - United Day Habilitation Program	3289 Third Avenue, Bronx, NY 10456												Y		Y		
SEBNC - Youth Activity and Night Center	955 Tinton Avenue, 1st Floor, Bronx, NY 10456														Y		
Service For The Underserved, Inc. (SUS)- Central Admissions for Substance Abuse Treatment	1600 Macombs Road, Bronx, NY 10452													Y	Y		
Steinway Child and Family Services - Courtlandt Avenue Clinic	522 Courtlandt Avenue, Bronx, NY 10451												Y				
SUS/Palladia - Comprehensive Treatment Institute - Bronx	1366 Inwood Avenue, Bronx, NY 10452													Y			
The Bronx Health Link	851 Grand Concourse, Room 914, Bronx, NY 10451														Y		Y
The Dennesse Corporation - Bronx Office	349 East 149th Street, Suite 605, Bronx, NY 10451														Y		
The Momentum Project - The Church of God of Prophecy	85 East 165th Street, Bronx, NY 10452														Y		Y
The Neighborhood Association for Inter-Cultural Affairs (NAICA)	1075 Grand Concourse, Suite 1B, Bronx, NY 10452														Y	Y	
University Behavioral Associates - Supporting Healthy Relationships Program	334 East 148th Street, 2nd Floor, Bronx, NY 10451														Y		Y
University Consultation and Treatment Center - Ehrlich Apartment Program	1020 Grand Concourse, Suite 7, Bronx, NY 10451														Y		
Urban Horizons Family Health Center - COMPASS Program	50 East 168th Street, Bronx, NY 10452				Y	Y									Y		Y
Volunteers of America - Eden House	50 West Mount Eden Avenue, Bronx, NY 10452														Y		
We Stay/Nos Quedamos, Inc.	754 Melrose Avenue, Bronx, NY 10451														Y	Y	
West Bronx Recreation Center	1527 Jesup Avenue, Bronx, NY 10452																Y
WHEDCO - Education and Youth Development	1220 Gerard Avenue, Located within PS/MS 218, Bronx, NY 10452														Y		
WHEDCO - Family Day Care Microenterprise Network	50 East 168th Street, Bronx, NY 10452														Y		
WHEDCO - Family Support Program	50 East 168th Street, Bronx, NY 10452														Y	Y	
Woodycrest Center for Human Development, Inc. - Main Office and Work Readiness Program	153 West 165th Street, Bronx, NY 10452														Y		
Woodycrest Center for Human Development, Inc. - Parent Support and Out of School Time Programs	175 West 166th Street, Room 113, Bronx, NY 10452														Y		
YMCA of Greater New York - Y Roads Center - Bronx	332 East 149th Street, Bronx, NY 10451														Y		
Hunts Point- Mott Haven																	
Abraham House	340 Willis Avenue, Bronx, NY 10454										Y				Y		
Abundant Life Tabernacle - Food Pantry	2692 Third Avenue, Bronx, NY 10454														Y	Y	
Acacia Network, Inc. - La Casa de la Salud/Community Health Center	966 Prospect Avenue, Bronx, NY 10459	Y			Y										Y		Y
America Works, Inc. - Back to Work Program - Bronx	424 East 147th Street, 3rd Floor, Bronx, NY 10455										Y				Y		
ArchCare at San Vicente de Paul Skilled Nursing and Rehabilitation Center	900 Intervale Avenue, Bronx, NY 10459								Y								
Argus Community - Harbor House I	402 East 156th Street, Bronx, NY 10455														Y		
Association for Energy Affordability, Inc. (AEA) - Weatherization Assistance Program	105 Bruckner Boulevard, Bronx, NY 10454															Y	
Baltic Street Advocacy, Employment, and Housing (AEH), Inc. - Bronx Home Works	369 East 148th Street, Lower Level, Bronx, NY 10455														Y	Y	
Baltic Street Advocacy, Employment, and Housing (AEH), Inc. - Bronx Self-Help & Advocacy Center	369 East 148th Street, Lower Level, Bronx, NY 10455														Y		
Banana Kelly Community Improvement	863 Prospect Avenue, Bronx, NY 10459														Y		
Betances Senior Center	607 Concord Avenue, Bronx, NY 10455														Y		
BOOM!Health - Go Girl!	953 Southern Blvd, Suite 201, Bronx, NY 10459														Y		
BOOM!Health - Prevention and Service Center	953 Southern Boulevard, Bronx, NY 10459														Y	Y	Y
Bowery Residents' Committee - HomePlus	357 East 145th St., Bronx, NY 10454														Y		
Bowery Residents' Committee - SPAN Bronx	500 Bergen Avenue, Bronx, NY 10455														Y		
Bronx Spanish Evangelical Church - Meal Program	800 East 156th Street, Bronx, NY 10455														Y	Y	
BronxCare - Tiffany Medical & Pediatric Practice	853 Tiffany Street, Bronx, NY 10459				Y	Y											Y
BronxWorks - Betances Community Center	547 East 146th Street, Bronx, NY 10455														Y		Y
BronxWorks - E. Roberts Moore Senior Center	515 Jackson Avenue, Bronx, NY 10455														Y		
BronxWorks - Employment Services	391 East 149th Street, 5th floor, Rm. 520, Bronx, NY 10455														Y		
BronxWorks - Family Eviction Prevention Supplement Program	630 Jackson Avenue, 3rd Floor, Bronx, NY 10455														Y	Y	
BronxWorks - Southern Boulevard	630 Southern Boulevard, Bronx, NY 10455														Y		
Cardinal McCloskey Emergency Food Pantry & Family Outreach	953 Southern Blvd., Bronx, NY 10459														Y	Y	
Casita Maria, Inc.	928 Simpson Street, 6th Floor, Bronx, NY 10459														Y		
Catholic Charities Community Services	402 East 152nd Street, Main Floor, Bronx, NY 10455														Y	Y	
Community Healthcare Network - Bronx Health Center	975 Westchester Avenue, Bronx, NY 10459				Y	Y							Y		Y		Y

Organization	Address	Dental	Vision	Adult Day	Health center	Insurance	Home Health	Hospital	Nursing Home	Prescription drug	Immigration	Mental Health-IP	Mental Health-OP	Substance Use	Social Services	Financial	Wellness
Creative Lifestyles, Inc.	67 Bruckner Boulevard, Bronx, NY 10454														Y		Y
Dominican Sisters Family Health Services - Bronx	279 Alexander Avenue, Bronx, NY 10454						Y								Y	Y	
Dominican Sisters Family Health Services - Nursing Department	279 Alexander Avenue, Bronx, NY 10454						Y										
Early Childhood Services - East Side House Settlement	375 East 143rd Street, Bronx, NY 10454														Y		Y
East Side House Settlement - Pre-K/Head Start (Mill Brook Center)	201 St. Ann's Avenue, Bronx, NY 10454														Y		
East Side House Settlement - Pre-K/Head Start (Mott Haven Center)	375 East 143rd Street, Bronx, NY 10454														Y		
East Side House Settlement - Pre-K/Head Start (Winifred Wheeler Center)	200 Alexander Avenue, Bronx, NY 10454														Y		
East Side House Settlement - Social Services	337 Alexander Avenue, Bronx, NY 10454														Y		
East Side House Settlement - Youth Services	337 Alexander Avenue, Bronx, NY 10454														Y		
Friends 2 Fathers	391 East 149th Street, Room 414 B-C, Bronx, NY 10455														Y		
Girls Prep - Bronx Elementary	681 Kelly Street, Room 205, Bronx, NY 10455														Y		
Goodwill Industries - Bronx Employment Support and Training	384 East 149th Street, Room 622, Bronx, NY 10455														Y		
Grace Outreach	378 East 151st Street, Fifth Floor, Bronx, NY 10455														Y		
Harmony at 154 Social Adult Day Care Center	367 East 154th street, Bronx, NY 10454														Y		
Health People - Community Preventive Health Institute	552 Southern Boulevard, Bronx, NY 10455														Y		Y
Hispanic AIDS Forum (HAF) - Bronx	975 Kelly Street, 4th Floor, Suite 402, Bronx, NY 10459														Y		Y
Homes for the Homeless - Prospect Family Support Center	730 Kelly Street, Bronx, NY 10455														Y		
Hope Case Management	368 East 148th Street, Bronx, NY 10455														Y		
Institute for Mediation and Conflict Resolution (IMCR)	384 East 149th Street, Suite 330, Bronx, NY 10455														Y		
JBFC - South Bronx Counseling Center	412-424 East 147th Street, 4th Floor, Bronx, NY 10455												Y		Y		
Latino Youth In Action (LYIA)	975 Kelly Street, Suite 402, Bronx, NY 10459														Y		
Leon Senior Center	735 East 152nd Street, Bronx, NY 10455														Y		
Lincoln Recovery Center	545 East 142nd Street, Lower Level, Bronx, NY 10454													Y			
Lupus Cooperative of New York - Bronx Division	1070 Southern Blvd., 1st Floor, Bronx, NY 10459														Y	Y	
Melrose Mott Haven Senior Center	372 East 152nd Street, Bronx, NY 10455														Y		
Mental Health Association of NYC - Family Resource Center - Northern and Southern Bronx	975 Kelly Street, Suite 301, Bronx, NY 10459														Y		
Mental Health Association of NYC - The Adolescent Skills Center	975 Kelly Street, Suite 302, Bronx, NY 10459														Y		
Mercy Center	377 East 145th Street, Bronx, NY 10454										Y				Y		Y
MHA of NYC - Another Way	975 Kelly Street, Suite 302, Bronx, NY 10459														Y		
Mitchel Senior Center	188 Lincoln Avenue, Bronx, NY 10454														Y		
Morris Heights Health Center - 137th Street	625 East 137th Street, Bronx, NY 10454	Y			Y	Y									Y		
Mott Haven Community Partnership	555 Bergen Ave, 4th Floor, Bronx, NY 10455														Y		
Narco Freedom - New Beginnings Community Counseling Center	2780 Third Avenue, Bronx, NY 10455												Y		Y		
Neighborhood Coalition for Shelter (NCS) - OPTIONS Program	1323 Louis Nine Boulevard, Bronx, NY 10459														Y		
Neighborhood Coalition for Shelter (NCS) - Transitions	401 East 142nd Street, Bronx, NY 10454														Y		
Neighborhood Self-Help by Older Persons Project (SHOPP)	953 Southern Boulevard, Suite 203, Bronx, NY 10459									Y					Y		
Odyssey House - Outpatient Services	953 Southern Boulevard, Suite 301, Bronx, NY 10459													Y			
Per Scholas	804 East 138th St., Bronx, NY 10454														Y		
Police Athletic League - New South Bronx	991 Longwood Avenue, Bronx, NY 10459														Y		Y
Presbyterian Senior Services (PSS) - Davidson Neighborhood Center	950 Union Avenue, Bronx, NY 10459														Y		Y
Prospect Montefiore Dental Clinic	951 Prospect Avenue, Bronx, NY 10459	Y															
PSCH - Bronx Assertive Community Treatment (ACT) Team	987 Prospect Avenue, Bronx, NY 10459													Y			
Saint Dominic's Home - Bronx Office	853 Longwood Avenue, Bronx, NY 10459														Y		
Saint Mary's Recreation Center	450 St. Ann's Avenue, Bronx, NY 10455																Y
Sebco Neighborhood Senior Center	887 Southern Boulevard, Bronx, NY 10459														Y		
Segundo Ruiz Belvis Diagnostic & Treatment Center	545 East 142nd Street, Bronx, NY 10454	Y			Y	Y										Y	Y
Services for the Underserved - Adult Day Habilitation Program - 149th Street	391 East 149th Street, Bronx, NY 10455														Y		
Services for the Underserved - South Bronx Day Habilitation Program - 163rd Street	1029 East 163rd Street, 2nd Floor, Bronx, NY 10459														Y		
Sheltering Arms Children and Family Services - Bronx	500 Bergen Avenue, Bronx, NY 10455														Y		Y
SoBRO - Business Development Services	555 Bergen Avenue, Bronx, NY 10455														Y	Y	
SoBRO - Education & Career Development	555 Bergen Avenue, Bronx, NY 10455									Y					Y		

Organization	Address	Dental	Vision	Adult Day	Health center	Insurance	Home Health	Hospital	Nursing Home	Prescription drug	Immigration	Mental Health-IP	Mental Health-OP	Substance Use	Social Services	Financial	Wellness/
SoBRO - Youth Development Center	555 Bergen Avenue, Bronx, NY 10455																
South Bronx Concerned Citizens, Inc.	1019 Avenue Saint John, Bronx, NY 10455																
South Bronx Health Center / Center for Child Health and Resiliency	871 Prospect Avenue, (at 161st Street), Bronx, NY 10459				Y	Y										Y	Y
South Bronx Health Center Annex - WIC Program	856 Longwood Avenue, Bronx, NY 10459																Y
Sports Foundation, Inc.	871 B Westchester Avenue, Bronx, NY 10459																Y
St. Ann's Corner of Harm Reduction	886 Westchester Avenue, Bronx, NY 10459																Y
St. Ann's Episcopal Church	295 St. Ann's Avenue, Bronx, NY 10454																Y
St. Anthony Shelter	410 East 156th Street, Bronx, NY 10455																Y
St. Anthony's Free Medical Clinic	421 East 155th Street, Bronx, NY 10455				Y												
St. Luke's Church - Food Pantry	623 East 138th Street, Bronx, NY 10454																Y
The Door - Bronx Youth Center and Academy	412 East 147th Street, 4th Floor, Bronx, NY 10455																Y
The Hope Line	402 East 152nd Street, Bronx, NY 10455										Y						Y
The Osborne Association - Bronx	809 Westchester Avenue, Bronx, NY 10455												Y				Y
UNITAS Therapeutic Community	830 Southern Boulevard, Bronx, NY 10459																Y
United Bronx Parents - Casita Esperanza	974 Prospect Avenue, Bronx, NY 10459																Y
United Bronx Parents - Headquarters	966 Prospect Avenue, Bronx, NY 10455										Y			Y	Y	Y	
United Bronx Parents - La Casita III	1006 East 151st Street, Bronx, NY 10455																Y
United Bronx Parents - La Casita	834 East 156th Street, Bronx, NY 10455																Y
United Bronx Parents, Inc. - Mrs. A's Place	966 Prospect Avenue, Bronx, NY 10459																Y
United Cerebral Palsy of NYC - Bronx Health Care Services	408 East 137th Street, Bronx, NY 10454	Y	Y		Y									Y			Y
Urban Health Plan - Adolescent Health and Wellness Center/Club TIA	960 Southern Boulevard, Bronx, NY 10459				Y	Y											Y
Urban Health Plan - El Nuevo San Juan Health Center	1054 Simpson Street, Bronx, NY 10459	Y	Y		Y	Y								Y	Y	Y	Y
Visiting Nurse Service of New York - Bronx Fatherhood Program	489 East 153rd Street, Bronx, NY 10455																Y
Visiting Nurse Service of New York - FRIENDS Program and Clinic	489-493 East 153rd Street, 2nd Floor, Bronx, NY 10455													Y			Y
Workforce1 Career Center - Hunts Point	1029 E 163rd Street, 3rd Floor, Bronx, NY 10459																Y
Northeast Bronx																	
Community Action for Human Services - Main Office	2225 Lodovick Avenue, Bronx, NY 10469																Y
East Haven Nursing and Rehabilitation Center, LLC	2323 Eastchester Road, Bronx, NY 10469								Y								
Eastchester Rehabilitation & Health Care Center, LLC	2700 Eastchester Road, Bronx, NY 10469								Y								
Gold Crest Care Center	2316 Bruner Avenue, Bronx, NY 10469								Y								
Jacobi Medical Center - Gunhill Health Center	1012 East Gunhill Road, Bronx, NY 10469				Y	Y											Y
Kings Harbor Multicare Center	2000 East Gun Hill Road, Bronx, NY 10469								Y								
Montefiore Medical Group - Astor Avenue Pediatrics	1500 Astor Avenue, Bronx, NY 10469				Y	Y											Y
Montefiore Medical Group - Burke Avenue Office	941 Burke Avenue, Bronx, NY 10469				Y	Y											
Montefiore Medical Group - Williamsbridge Family Practice	3011 Boston Road, Bronx, NY 10469				Y	Y											Y
Morris Park Nursing Home	1235 Pelham Parkway North, Bronx, NY 10469								Y								
Neighborhood Housing Services of New York City (NHSNYC) - North Bronx Office	1451 East Gun Hill Road, 2nd Floor, Bronx, NY 10469																Y
New York Urban League - Bronx Employment Services	3008 Eastchester Road, Bronx, NY 10469																Y
Pelham Parkway Nursing Care and Rehab Center, LLC	2401 Laconia Avenue, Bronx, NY 10469								Y								
Puerto Rican Family Institute - Intermediate Care Facility I	3050 Laconia Avenue, Bronx, NY 10469																Y
Regional Aid for Interim Needs (RAIN) - Boston East Senior Center	3450 Boston Road, Bronx, NY 10469																Y
Regional Aid for Interim Needs (RAIN) - Eastchester Senior Center	1246 Burke Avenue, Bronx, NY 10469																Y
Sue Ginsburg Senior Center	975 Waring Avenue, Bronx, NY 10469																Y
United Cerebral Palsy of NYC - Bronx Children's Program	1770 Stillwell Avenue, Bronx, NY 10469																Y
United Cerebral Palsy of NYC - Overnight Respite Program	1822 Stillwell Avenue, Bronx, NY 10469																Y
Urban Neighborhood Educational Technology for You, Inc.	3480 Seymour Avenue, Bronx, NY 10469																Y
Workmen's Circle Multicare Center	3155 Grace Avenue, Bronx, NY 10469								Y								
Pelham- Throgs Neck																	
AHRC - Howard Haber Early Learning Center	2300 Westchester Avenue, Bronx, NY 10462																Y
Bronx Center for Rehabilitation and Healthcare, LLC	1010 Underhill Avenue, Bronx, NY 10472						Y		Y								
Bronx Jewish Community Council - Pelham Parkway Community Service Center and Food Pantry	2157 Holland Avenue, Bronx, NY 10462																Y
Bronx River Senior Center	1619 East 174th Street, Bronx, NY 10472																Y
Catholic Guardian Services - Westchester Ave. Office	1990 Westchester Avenue, 1st and 2nd Floors, Bronx, NY 10462																Y
CUNY Preparatory School	2122 White Plains Road, Bronx, NY 10462																Y
Grandparents Advocacy Project (GAP)	1595 Metropolitan Avenue, Bronx, NY 10462																Y
Healthy Families Parkchester	1990 Westchester Avenue, 2nd Floor, Bronx,																Y

Organization	Address	Dental	Vision	Adult Day	Health center	Insurance	Home Health	Hospital	Nursing Home	Prescription drug	Immigration	Mental Health-IP	Mental Health-OP	Substance Use	Social Services	Financial	Wellness/
	NY 10462																
JASA - East Bronx Case Management	1354 White Plains Road, Bronx, NY 10462														Y		
JASA - Van Cortlandt Senior Center	3880 Sedgewick Avenue, Bronx, NY 10462														Y		
Mechler Hall Senior Center	2158 Watson Avenue, (entrance behind church in the basement), Bronx, NY 10472														Y		
Montefiore Medical Group - Bronx East	2300 Westchester Avenue, Bronx, NY 10462	Y	Y		Y	Y											
Montefiore Medical Group - Castle Hill Family Practice	2175 Westchester Avenue, Bronx, NY 10462				Y	Y											Y
Montefiore Medical Group - White Plains Road	2100 White Plains Road, Bronx, NY 10462				Y	Y											
Muslim Women's Institute for Research and Development - The Benedict Avenue Community Food Pantry	2044 Benedict Avenue, Bronx, NY 10462														Y	Y	
Office of Adult Career and Continuing Education Services (ACCES) - Vocational Rehabilitation (VR)	1215 Zerega Avenue, Bronx, NY 10462														Y		
Parkchester Enhancement Program (PEP) for Seniors NORC Program	1525 Unionport Rd., Apt. #ME, Bronx, NY 10462														Y		
Rebekah Rehab & Extended Care Center	1070 Havemeyer Avenue, Bronx, NY 10462								Y								
Regional Aid for Interim Needs (RAIN) - One Stop Program	1380 Metropolitan Avenue, Bronx, NY 10462														Y		
Regional Aid for Interim Needs (RAIN) - Parkchester Senior Center	1380 Metropolitan Avenue, 2nd Floor, Bronx, NY 10462														Y		
Services for the Underserved - Lydig Avenue	708 Lydig Avenue, Bronx, NY 10462														Y		
South Bronx Educational Foundation - Rosedale Center	1724 East 174th Street, Bronx, NY 10472														Y		
St. Barnabas Hospital - Bronx Park Medical Pavilion	2016 Bronxdale Avenue, Bronx, NY 10462	Y	Y		Y												Y
St. Paul's Evangelical Lutheran Church - Food Pantry	1891 McGraw Avenue, Bronx, NY 10462														Y	Y	
United Cerebral Palsy of NYC - Harbor Residence	2190 Barnes Avenue, Bronx, NY 10462														Y		
Urban Health Plan - St. Lawrence Community Health Center	1764 Westchester Avenue, (Corner of St. Lawrence Avenue), Bronx, NY 10472				Y	Y											Y
Volunteers of America - Commonwealth Veterans' Residence	1150 Commonwealth Avenue, Bronx, NY 10472														Y		
YMPJ - Center for Education for Liberation	1384 Stratford Avenue, Bronx, NY 10472										Y				Y		
YMPJ Center for Community Justice (CCJ)	1384 Stratford Avenue, Bronx, NY 10462										Y				Y		
YMPJ Center for Wellness	1384 Stratford Avenue, Bronx, NY 10472																Y

Appendix 5. User Survey Instrument

Date:
Facility:
Location:
Staff Initials:

Assisted Self-Administered

NYC Health and Hospitals Corporation Community Health Needs Survey

The New York City Health and Hospitals Corporation (HHC) is conducting this survey as part of a community health needs assessment. The information that you provide will help HHC to better serve you and members of your community.

The survey is voluntary and confidential. You do not have to complete the survey, and you can skip questions you do not want to answer. Your name will not be written on the survey, and we will not be able to connect your answers to you personally.

It will take about 15 minutes to complete this survey. In appreciation of your time and effort, you will receive a \$5.50 MetroCard for completing this survey.

1. In general, would you say that your health is:

- Excellent Good Fair Poor

2. Do you currently have health insurance?

- Yes No Don't Know

2a. If yes, what type of insurance do you have?

- Medicaid
 Medicare
 Private insurance through my employer or my spouse's employer
 Private insurance through the NY State Exchange (Obamacare)
 ADAP or other NY State AIDS Insurance Assistance
 Other (please specify) _____

3. Have you seen a personal doctor or your regular doctor in the past 12 months for a visit (for example, for an annual check-up or for a medication refill)?

- Yes No Don't know Prefer not to answer

4. Have you seen a dentist in the past 12 months?

- Yes No Don't know Prefer not to answer

5. Do you have children under the age of 18 living with you?

- Yes No

5a. If yes, are you able to get an appointment with your child's doctor when you need to?

- Always
 Sometimes
 Never

6. Based on your experience with your family, friends, and neighbors, please rate each of the following health issues based on how serious and/or widespread they are ***in your community.***

	Very serious	Somewhat serious	Not serious	Don't know / Not applicable
Heart disease, high cholesterol, stroke				
Cancer				
Diabetes				
Asthma and other breathing issues				
Hypertension/ high blood pressure				
Violence				
Mental illness and psychiatric disorders				
Dementia including Alzheimer's				
Obesity				
Premature births, low birth weight				
HIV, Hepatitis, STDs				
Alcohol and/or drug use				
Smoking				

7. Have there been times in the last month when you could not afford to eat?
 Yes No

8. Have you encountered any of the following challenges when seeking or obtaining health care?

	Yes	No
Barriers related to finances, such as the cost of co-pays, not having insurance, or not being able to take time off from paid work to see your doctor.		
Barriers related to accessing healthcare, such as not having transportation, or not being able to get a timely appointment.		
Barriers related to culture, language, or religion, including concerns that you may experience stigma or discrimination by your healthcare providers.		

9. Have you been to the emergency room in the last year?
 Yes No

9a. If yes, some people go to the emergency room because they do not have a regular doctor. In the past year, have you gone to the emergency room instead of visiting your doctor for any of the following reasons? (Check all that apply.)

- I didn't have insurance
- I do not have a regular doctor
- It takes too long to get an appointment
- My doctor's office or clinic wasn't open
- I like that I can get everything I need during a single visit to the emergency room (for example, see a doctor, get a lab test and have my prescription filled)
- Other, specify: _____

Finally, we'd like to get some background information.

10. What is your ZIP code: _____

11. How old are you? _____

12. What do you consider yourself?

- Female Male Transgender
- Prefer not to answer

13. What is your race/ethnicity?

- White
- Black or African American
- More than 1 race
- Asian, specify: _____
- Hispanic or Latino/a, specify: _____
- American Indian or Alaskan Native
- Prefer not to answer
- Native Hawaiian or other Pacific Islander
- Other, specify: _____

14. Were you born outside of the U.S.?

- Yes
- No
- Prefer not to answer

14a. If yes, in what country you were born?

15. In what language do you prefer to receive health care?

- English
- Spanish
- Arabic
- Chinese (Mandarin, Cantonese, or other)
- Korean
- French
- Other, specify: _____
- Haitian/French Creole
- Hindi
- Italian
- Prefer not to answer
- Russian
- Urdu
- Yiddish

16. In the past year, have you gone anywhere else to receive healthcare?

- Yes
- No

If yes, where _____

17. What is it about [FACILITY] that you like the MOST? (Check all that apply)

- Physicians
- Nurses
- Clerical Staff
- Social Services
- Cost
- Location
- Hospital Environment
- Wait time
- Language/Interpretation Services
- Other _____

18. What is it about [FACILITY] that you like the LEAST? (Check all that apply)

- Physicians
- Nurses
- Clerical Staff
- Social Services
- Cost
- Location
- Hospital Environment
- Wait time
- Language/Interpretation Services
- Other _____

19. How likely are you to recommend [FACILITY] to your family and friends?

- Very likely
- Somewhat Likely
- Not likely
- Would not recommend

20. How long have you have lived in your current neighborhood:

- Less than 1 year
- 1-5 years
- 6-10 years
- More than 10 years

21. What is your sexual orientation?

- Straight/heterosexual
- Gay, lesbian or homosexual
- Bisexual
- Other (please specify) _____
- Prefer not to answer

22. Do you know who your primary care provider is?

- Yes
- No

22a. If yes, Name of your primary care provider:

23. When being discharged, are you concerned about the following challenges:

	Yes	No
Medical condition(s)		
Family support		
Access to Home care		
Access to medications		
Access to medical care		
Access to mental health services		
Access to affordable housing		
Access to health insurance		
Financial Barriers		
Access to housing adapted for your disability needs		
Transportation		

Appendix 6. Survey Instrument for Community Advisory Boards and Hospital Leadership

Based on your experience with your family, friends, and neighbors, please rate each of the following health issues based on how serious and/or widespread they are in your hospital community.

	Very serious	Somewhat serious	Not serious	Don't know / Not applicable
Heart disease, high cholesterol, stroke				
Cancer				
Diabetes				
Asthma and other breathing issues				
Hypertension/ high blood pressure				
Violence				
Mental illness and psychiatric disorders				
Dementia including Alzheimer's				
Obesity				
Premature births, low birth weight				
HIV, Hepatitis, STDs				
Alcohol and/or drug use				
Smoking				